

DO NOT REMOVE  
Set 1



Government of Canada  
Fisheries and Oceans

Gouvernement du Canada  
Pêches et Océans

*D. McMulh.*

*666-3784*

STATISTICS COPY  
DO NOT REMOVE

*Sample - corrections  
on '82.*

**Annual Summary  
of  
BRITISH COLUMBIA CATCH STATISTICS  
1981**

**PACIFIC REGION**



Government of Canada  
Fisheries and Oceans

Gouvernement du Canada  
Pêches et Océans

**Annual Summary  
of  
BRITISH COLUMBIA CATCH STATISTICS  
1981**

**PACIFIC REGION**

ANNUAL SUMMARY  
OF  
BRITISH COLUMBIA CATCH STATISTICS  
1981

TABLE OF CONTENTS

|   | <u>PAGE</u> |   | <u>PAGE</u> |
|---|-------------|---|-------------|
| Table of Contents and Foreword                    | 1           | Total Salmon Landings by Species and Gear               | 12          |
| Landings & Value Major Species 1961-1981          | 3           | Landings of Salmon - by Species and Gear, (Metric Tons) | 13          |
| Statistical Areas Map                             | 4           | Landings of Salmon - by Species and Area 1972-81        |             |
| District Summary of Catch Statistics              | 5           | (Thousands of Fish)                                     | 14 & 15     |
| Summary of Catch Statistics                       | 6 & 7       | B.C. Salmon Landings by Month, 1977-1981                |             |
| Total Numbers of Salmon Caught - By Area          | 8           | (Metric Tons)   | 16          |
| Total Weight of Salmon Caught - By Area           | 9           | Total Catch of Fish and Shellfish by Species,           |             |
| Salmon Catch by Species in Areas of Highest Catch | 10 & 11     | Gear and Month in 1981                                  | 17 - 22     |

FOREWORD

Although this summary still follows the general format originally used in 1969, the figures are now shown in metric tons (1,000 kilograms). The summary will be followed by a detailed Annual Report to be made available on written request.

Preliminary monthly printouts are prepared throughout the year which summarize landings and values by species. This annual summary includes revisions of these data and represents final statistics for 1981.

Prior to 1973 net caught salmon was valued at the cash buying price or minimum prices negotiated by the United Fishermen and Allied Workers Union and the Fisheries Association of British Columbia. Since 1973 actual prices paid on the fishing grounds have been used because competition for salmon has resulted in higher than minimum negotiated prices being paid.

Weights shown may be dressed or round, and are indicated on table headings. Halibut landings include fish delivered by Canadian fishermen to U.S. ports.

Monthly periods do not coincide with calendar months, but are held constant as four or five weekly periods for historical comparison. Four week periods are March, May, June, August, September, and November; five weeks are April, July and October.

This report was compiled by the staff of the Statistics Collection and Processing Unit under the direction of Mrs. M. Kostner from summaries developed by the Data Processing Unit.

NOTES

With modern methods of icing and brining used by gillnetters and seiners and the increase in the number of troll freezer boats, "dates" in this publication refer to date of delivery, and not necessarily to date of catch.

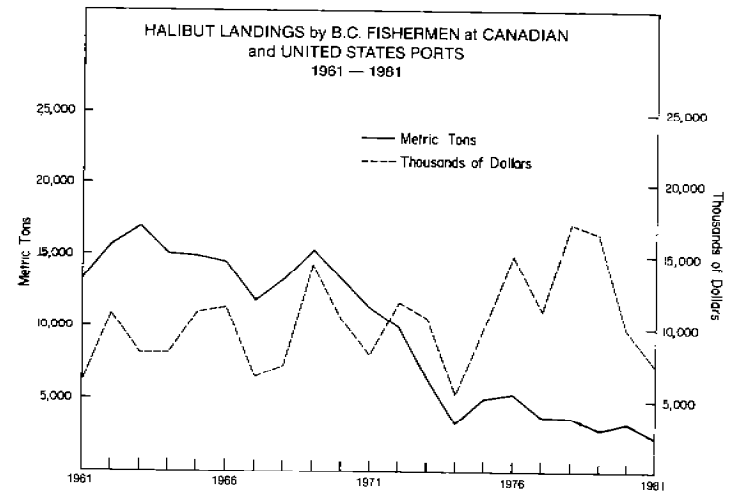
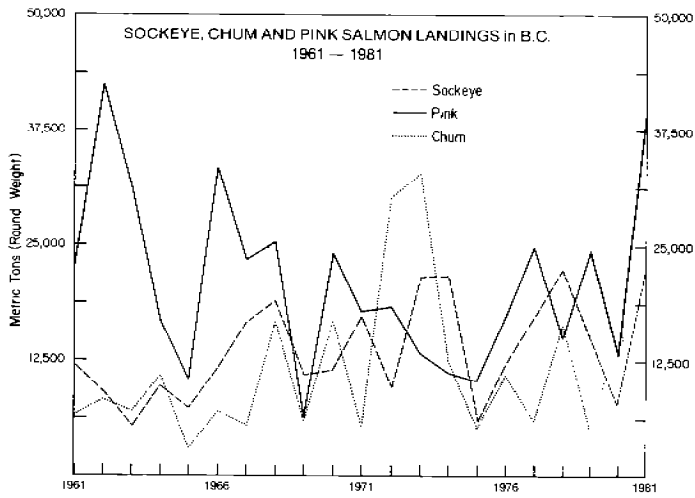
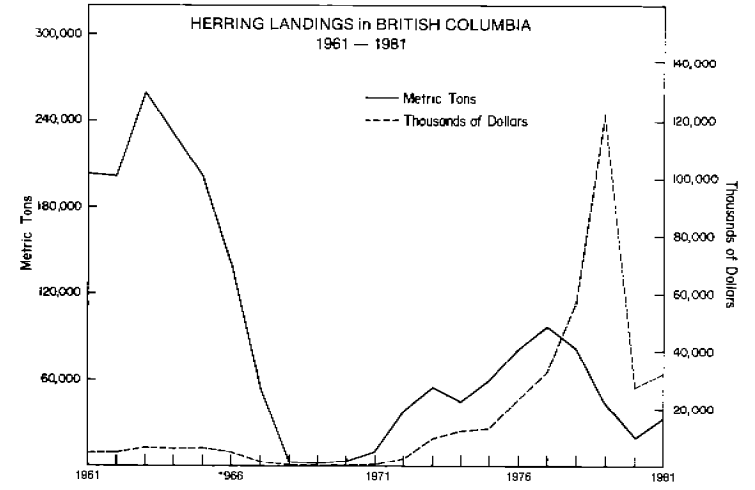
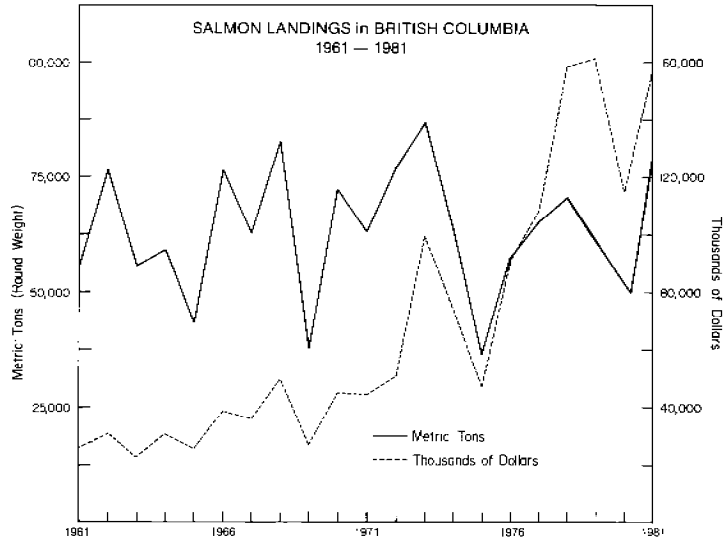
The conversion factor for metric tons is:

1 METRIC TON = 2,204.6 POUNDS

MR. C. W. SHINNERS  
DIRECTOR-GENERAL  
FISHERIES AND OCEANS  
PACIFIC REGION

DEPARTMENT OF FISHERIES AND OCEANS  
PACIFIC REGION  
1090 WEST PENDER STREET  
VANCOUVER, B.C. V6E 2P1  
DECEMBER 5, 1982

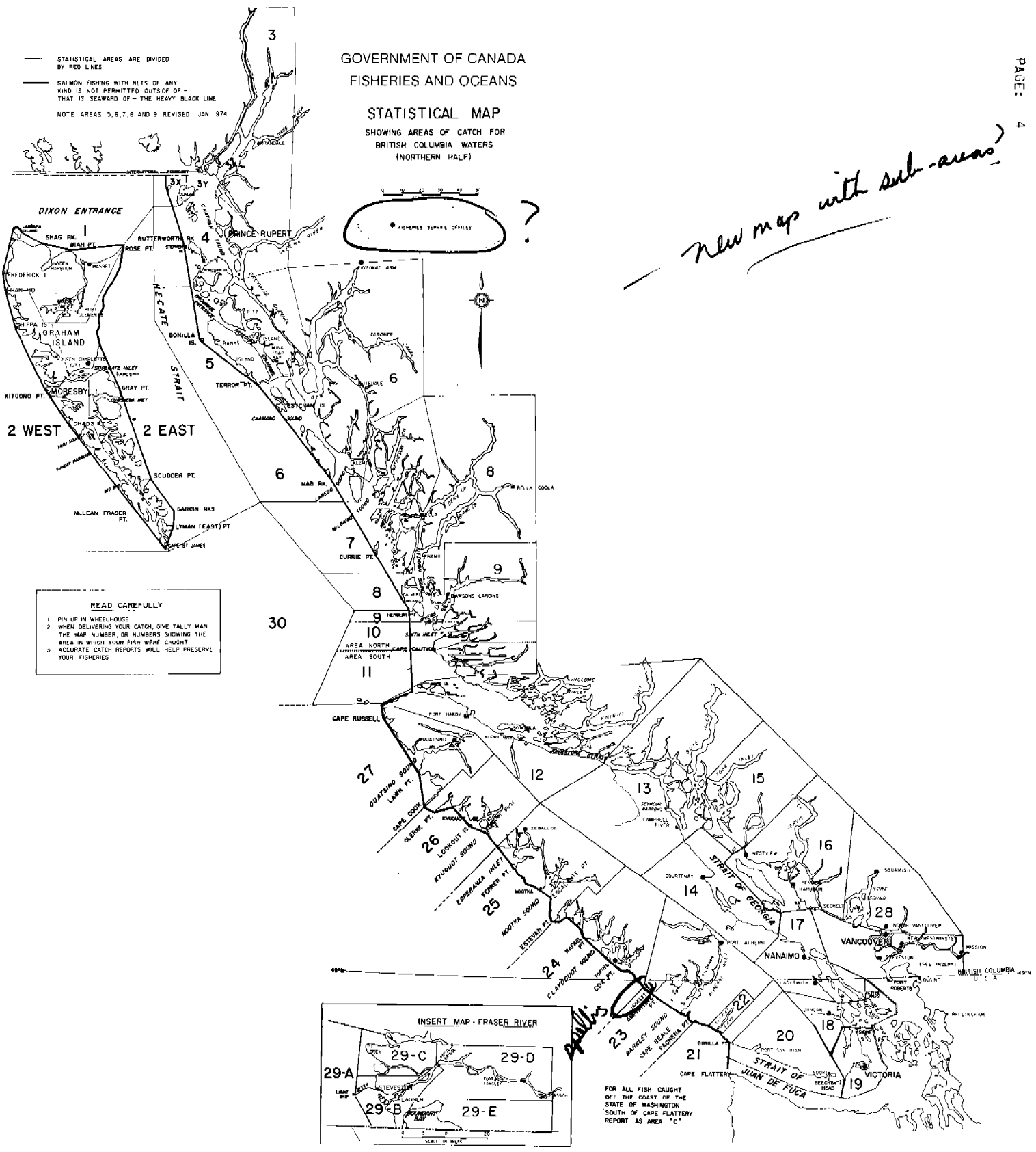
MR. DAVID J. REID  
DIRECTOR  
ECONOMICS AND  
STATISTICS BRANCH



GOVERNMENT OF CANADA  
FISHERIES AND OCEANS

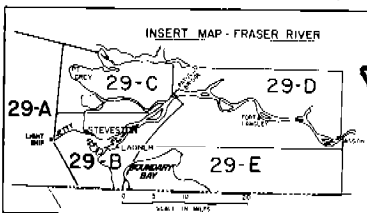
STATISTICAL MAP  
SHOWING AREAS OF CATCH FOR  
BRITISH COLUMBIA WATERS  
(NORTHERN HALF)

— STATISTICAL AREAS ARE DIVIDED  
BY RED LINES  
— SALMON FISHING WITH NETS OF ANY  
KIND IS NOT PERMITTED OUTSIDE OF —  
THAT IS SEAWARD OF — THE HEAVY BLACK LINE  
NOTE AREAS 5, 6, 7, 8 AND 9 REVISED JAN 1974



*New map with sub-areas*

**READ CAREFULLY**  
1 PIN UP IN WHEELHOUSE  
2 WHEN DELIVERING YOUR CATCH, GIVE TALLY MAN  
THE MAP NUMBER, OR NUMBERS SHOWING THE  
AREA IN WHICH YOUR FISH WERE CAUGHT  
3 ACCURATE CATCH REPORTS WILL HELP PRESERVE  
YOUR FISHERIES



FOR ALL FISH CAUGHT  
OFF THE COAST OF THE  
STATE OF WASHINGTON  
SOUTH OF CAPE FLATTERY  
REPORT AS AREA "C"

DISTRICT SUMMARY OF CATCH STATISTICS FOR B.C. - 1981  
AS REPORTED ON SALES SLIPS  
Metric Tons - Landed Weight

*conversions noted? - round weight to landed weight.*

| SPECIES                               | NORTH COAST <sup>(1)</sup> | SOUTH COAST <sup>(1)</sup> | FRASER AREA <sup>(1)</sup> | TOTAL                | LANDED VALUE<br>\$'000 |
|---------------------------------------|----------------------------|----------------------------|----------------------------|----------------------|------------------------|
| FISH AND SHELLFISH TOTAL              | 64 437                     | 84 387                     | 3 861                      | 147 127              | 231 109                |
| <u>Groundfish - Total</u>             | <u>20 268</u>              | <u>8 126</u>               | <u>303</u>                 | <u>28 697</u>        | <u>23 205</u>          |
| Lingcod                               | 648                        | 1 183                      | 1                          | 1 832                | 1 671                  |
| Pacific Cod (Grey Cod)                | 3 007                      | 2 337                      | 31                         | 5 375                | 2 794                  |
| Sablefish (Black Cod)                 | 1 900                      | 1 268                      | -                          | 3 168 <sup>(2)</sup> | 6 336                  |
| Hallbut                               | 1 898                      | 335                        | -                          | 2 233 <sup>(3)</sup> | 6 592                  |
| Soles                                 | 3 281                      | 1 064                      | 2                          | 4 347                | 2 218                  |
| Flounder                              | 191                        | 17                         | *                          | 208                  | 45                     |
| Turbot                                | 668                        | 276                        | -                          | 944                  | 170                    |
| Rockfish                              | 8 021                      | 1 432                      | 7                          | 9 460                | 3 137                  |
| Walleye Pollock                       | 654                        | 214                        | 262                        | 1 130                | 242                    |
| <u>Pelagic and Estuarial-Total</u>    | <u>42 101</u>              | <u>66 077</u>              | <u>3 166</u>               | <u>111 344</u>       | <u>193 224</u>         |
| Salmon                                | 28 798                     | 44 194                     | 2 970                      | 75 962               | 158 067                |
| Herring                               | 13 056                     | 20 958                     | -                          | 34 014               | 34 841                 |
| Tuna                                  | *                          | 5                          | -                          | 5 <sup>(4)</sup>     | 14                     |
| Dogfish                               | 42                         | 880                        | 169                        | 1 091                | 205                    |
| Skate                                 | 205                        | 35                         | *                          | 240                  | 64                     |
| Smelts                                | -                          | *                          | 1                          | 1                    | 2                      |
| Eulachons                             | -                          | -                          | 21                         | 21                   | 19                     |
| Sturgeon                              | -                          | 5                          | 5                          | 10                   | 12                     |
| <u>Molluscs and Crustaceans-Total</u> | <u>1 451</u>               | <u>4 122</u>               | <u>365</u>                 | <u>5 938</u>         | <u>9 708</u>           |
| Clams                                 | 56                         | 751                        | *                          | 807                  | 737                    |
| Geoducks                              | 509                        | 2 195                      | -                          | 2 704                | 2 162                  |
| Horse Clams                           | 5                          | 52                         | -                          | 57                   | 43                     |
| Shrimp and Prawns                     | 134                        | 669                        | 136                        | 939                  | 2 972                  |
| Crab                                  | 674                        | 414                        | 229                        | 1 317                | 2 944                  |
| Abalone                               | 60                         | 25                         | -                          | 85                   | 794                    |
| Octopus                               | 13                         | 16                         | *                          | 29                   | 56                     |
| Oysters <sup>(5)</sup>                | -                          | -                          | -                          | -                    | -                      |
| <u>Miscellaneous Items-Total</u>      | <u>617</u>                 | <u>6 062</u>               | <u>27</u>                  | <u>6 706</u>         | <u>4 972</u>           |
| Salmon Roe                            | 27                         | 24                         | 3                          | 54                   | 159                    |
| Herring Spawn on Kelp                 | 166                        | 23                         | -                          | 189                  | 3 045                  |
| Non-Food Fish                         | 35                         | 4                          | -                          | 39                   | 1                      |
| Other Fish <sup>(6)</sup>             | 389                        | 4 600                      | 1 435                      | 6 424                | 1 767                  |

(1) See statistical map on page four.

(2) Landed weight does not necessarily correspond to round weight.

(3) A total of 223 metric tons of halibut valued at \$653,862 landed by B.C. fishermen at U.S. ports is not included in above.

(4) A total 44 metric tons of tuna valued at \$95,154 caught in American waters and 54 metric tons of tuna valued at \$149,116 caught in International waters.

(5) A total of 2,409 metric tons of oysters valued at \$1,437,486 not included in above.

(6) Hake Included

SUMMARY OF CATCH STATISTICS - BRITISH COLUMBIA - 1981

Landings by B.C. fishermen in 1981 increased by 18% from 1980, the landed value increased by 27% to \$231 million.

B.C. Landings and Value: 1972-1981

|      | <u>METRIC TONS</u> <i>caps?</i> | <u>\$ MILLION</u> <i>caps?</i> |
|------|---------------------------------|--------------------------------|
| 1972 | 153 090                         | 75.1                           |
| 1973 | 176 360                         | 130.4                          |
| 1974 | 135 082                         | 101.0                          |
| 1975 | 126 645                         | 79.7                           |
| 1976 | 174 137                         | 141.9                          |
| 1977 | 198 042                         | 167.9                          |
| 1978 | 193 269                         | 252.2                          |
| 1979 | 148 921                         | 332.5                          |
| 1980 | 124 455                         | 182.3                          |
| 1981 | 147 127                         | 231.1                          |

HALIBUT

There was a 26% decrease in total landings in 1981. Total value declined by 20%.

| Year | <u>Landings In</u> |                | <u>Canadian Landings</u> |                | <u>Total</u>       |                |
|------|--------------------|----------------|--------------------------|----------------|--------------------|----------------|
|      | <u>Metric Tons</u> | <u>\$000's</u> | <u>Metric Tons</u>       | <u>\$000's</u> | <u>Metric Tons</u> | <u>\$000's</u> |
| 1972 | 6 895              | 9 373          | 3 130                    | 4 311          | 10 025             | 13 684         |
| 1973 | 4 491              | 7 348          | 2 086                    | 3 350          | 6 577              | 10 698         |
| 1974 | 2 948              | 4 746          | 454                      | 694            | 3 402              | 5 440          |
| 1975 | 3 538              | 7 055          | 1 588                    | 3 070          | 5 126              | 10 125         |
| 1976 | 4 318              | 11 974         | 1 125                    | 3 031          | 5 443              | 15 005         |
| 1977 | 2 818              | 8 278          | 1 133                    | 2 929          | 3 951              | 11 207         |
| 1978 | 2 294              | 10 001         | 1 570                    | 6 834          | 3 864              | 16 835         |
| 1979 | 2 410              | 14 004         | 525                      | 2 449          | 2 935              | 16 453         |
| 1980 | 2 668              | 7 341          | 637                      | 1 752          | 3 305              | 9 093          |
| 1981 | 2 233              | 6 592          | 223                      | 653            | 2 456              | 7 245          |

HERRING

Herring landings increased from 25,155 metric tons in 1980 to 34,014 in 1981, an increase of 35%. The value increased from \$27 million in 1980 to \$35 million in 1981, an increase of 30%.

GROUND FISH

The most notable change is a 33% increase in the landings of sablefish (black cod) for 1981.

Quantity in Metric Tons.

| Year | <u>Sole</u> | <u>Pacific Cod</u> | <u>Ling-cod</u> | <u>Sablefish</u> | <u>Rockfish</u> | <u>Total*</u> |
|------|-------------|--------------------|-----------------|------------------|-----------------|---------------|
| 1972 | 3 354       | 6 794              | 1 646           | 735              | 4 061           | 22 932        |
| 1973 | 3 065       | 6 019              | 1 486           | 651              | 2 790           | 23 001        |
| 1974 | 3 256       | 7 073              | 1 762           | 338              | 2 659           | 18 988        |
| 1975 | 4 448       | 8 308              | 1 946           | 629              | 3 226           | 21 194        |
| 1976 | 5 144       | 8 052              | 1 581           | 536              | 3 986           | 23 345        |
| 1977 | 3 778       | 6 127              | 1 561           | 713              | 7 905           | 25 448        |
| 1978 | 3 076       | 5 396              | 1 310           | 556              | 10 305          | 31 578        |
| 1979 | 4 208       | 7 602              | 1 522           | 1 401            | 8 790           | 36 162        |
| 1980 | 4 668       | 6 514              | 1 454           | 2 374            | 9 669           | 35 547        |
| 1981 | 4 347       | 5 375              | 1 832           | 3 168            | 9 460           | 34 567        |

\*Total includes miscellaneous species not specifically shown.

SHELLFISH

Clams showed a decrease of 896 metric tons, a decline of 51% in 1981. Oysters increased by 34% and shrimp increased by 43%.

Quantity in Metric Tons (except Oysters)

| Year | <u>Crabs</u> | <u>Shrimp</u> | <u>Clams</u>         | <u>Geoducks</u> | <u>Abalone</u> | <u>Shucked</u>           |
|------|--------------|---------------|----------------------|-----------------|----------------|--------------------------|
|      |              |               |                      |                 |                | <u>Oysters (Gallons)</u> |
| 1972 | 896          | 360           | 1 560                | N/A             | 60             | 110 009                  |
| 1973 | 1 170        | 784           | 714                  | "               | 68             | 131 649                  |
| 1974 | 1 135        | 1 202         | 1 110                | "               | 26             | 108 066                  |
| 1975 | 1 140        | 784           | 1 173                | "               | 57             | 89 255                   |
| 1976 | 995          | 3 503         | 1 179                | "               | 273            | 89 249                   |
| 1977 | 1 030        | 2 801         | 1 389                | 245             | 428            | 82 448                   |
| 1978 | 1 176        | 1 569         | 1 587                | 1 016           | 433            | 76 815                   |
| 1979 | 1 179        | 716           | 1 649 <sup>(1)</sup> | 2 463           | 186            | 61 373                   |
| 1980 | 1 701        | 656           | 1 760 <sup>(1)</sup> | 2 808           | 97             | 52 862                   |
| 1981 | 1 317        | 939           | 864 <sup>(1)</sup>   | 2 704           | 85             | 70 815                   |

<sup>(1)</sup> includes horse clams.

**SALMON**

Salmon landings increased by 47% and value by 35% or \$41.1 million in 1981. Sockeye and pink both showed remarkable gains.

| <b>CHINOOK</b> |                                  |                |                        |                           | <b>PINK</b> |                                  |                |                        |                           |
|----------------|----------------------------------|----------------|------------------------|---------------------------|-------------|----------------------------------|----------------|------------------------|---------------------------|
|                | Quantity<br>Metric Tons<br>Round | Pieces<br>'000 | Average<br>Size<br>Kg. | Landed<br>Value<br>\$'000 |             | Quantity<br>Metric Tons<br>Round | Pieces<br>'000 | Average<br>Size<br>Kg. | Landed<br>Value<br>\$'000 |
| 1972           | 8 352                            | 1 550          | 5.4                    | 10 028                    | 1972        | 18 141                           | 14 217         | 1.3                    | 6 636                     |
| 1973           | 7 556                            | 1 425          | 5.3                    | 13 986                    | 1973        | 13 306                           | 6 510          | 2.0                    | 7 882                     |
| 1974           | 7 637                            | 1 467          | 5.2                    | 13 803                    | 1974        | 11 207                           | 7 374          | 1.5                    | 5 791                     |
| 1975           | 7 289                            | 1 413          | 5.2                    | 12 172                    | 1975        | 10 239                           | 4 654          | 2.2                    | 6 900                     |
| 1976           | 7 776                            | 1 541          | 5.0                    | 22 919                    | 1976        | 17 056                           | 10 346         | 1.6                    | 12 124                    |
| 1977           | 7 522                            | 1 497          | 5.0                    | 23 589                    | 1977        | 24 723                           | 10 358         | 2.4                    | 22 262                    |
| 1978           | 7 887                            | 1 367          | 5.8                    | 29 461                    | 1978        | 15 331                           | 10 487         | 1.5                    | 12 835                    |
| 1979           | 6 845                            | 1 334          | 5.1                    | 31 159                    | 1979        | 24 696                           | 11 826         | 2.0                    | 29 685                    |
| 1980           | 6 540                            | 1 242          | 5.3                    | 24 307                    | 1980        | 13 718                           | 8 178          | 1.7                    | 15 118                    |
| 1981           | 5 916                            | 1 133          | 5.2                    | 25 731                    | 1981        | 38 253                           | 18 086         | 2.1                    | 45 822                    |

| <b>SOCKEYE</b> |                                  |                |                        |                           | <b>CHUM</b> |                                  |                |                        |                           |
|----------------|----------------------------------|----------------|------------------------|---------------------------|-------------|----------------------------------|----------------|------------------------|---------------------------|
|                | Quantity<br>Metric Tons<br>Round | Pieces<br>'000 | Average<br>Size<br>Kg. | Landed<br>Value<br>\$'000 |             | Quantity<br>Metric Tons<br>Round | Pieces<br>'000 | Average<br>Size<br>Kg. | Landed<br>Value<br>\$'000 |
| 1972           | 9 517                            | 3 573          | 2.7                    | 8 983                     | 1972        | 30 192                           | 6 074          | 5.0                    | 13 571                    |
| 1973           | 21 526                           | 7 600          | 2.8                    | 26 497                    | 1973        | 32 762                           | 6 241          | 5.2                    | 32 670                    |
| 1974           | 21 694                           | 7 225          | 3.0                    | 29 841                    | 1974        | 12 479                           | 2 202          | 5.7                    | 10 680                    |
| 1975           | 5 681                            | 2 272          | 2.5                    | 8 184                     | 1975        | 5 389                            | 1 145          | 4.7                    | 7 206                     |
| 1976           | 12 339                           | 4 812          | 2.6                    | 20 656                    | 1976        | 10 922                           | 1 900          | 5.7                    | 14 835                    |
| 1977           | 17 388                           | 6 348          | 2.7                    | 32 218                    | 1977        | 6 032                            | 1 089          | 5.5                    | 7 905                     |
| 1978           | 22 321                           | 7 209          | 3.1                    | 55 181                    | 1978        | 15 855                           | 2 971          | 5.3                    | 33 336                    |
| 1979           | 14 532                           | 5 693          | 2.6                    | 43 307                    | 1979        | 4 751                            | 866            | 5.5                    | 12 243                    |
| 1980           | 7 727                            | 3 130          | 2.5                    | 18 222                    | 1980        | 16 809                           | 3 332          | 5.0                    | 36 197                    |
| 1981           | 21 000                           | 8 441          | 2.5                    | 54 577                    | 1981        | 6 157                            | 1 122          | 5.5                    | 9 781                     |

| <b>COHO</b> |                                  |                |                        |                           | <b>TOTAL SALMON*</b> |                                  |                |                        |                           |
|-------------|----------------------------------|----------------|------------------------|---------------------------|----------------------|----------------------------------|----------------|------------------------|---------------------------|
|             | Quantity<br>Metric Tons<br>Round | Pieces<br>'000 | Average<br>Size<br>Kg. | Landed<br>Value<br>\$'000 |                      | Quantity<br>Metric Tons<br>Round | Pieces<br>'000 | Average<br>Size<br>Kg. | Landed<br>Value<br>\$'000 |
| 1972        | 10 533                           | 3 357          | 3.1                    | 11 052                    | 1972                 | 76 832                           | 28 790         | 2.7                    | 50 341                    |
| 1973        | 11 250                           | 3 531          | 3.2                    | 18 910                    | 1973                 | 86 458                           | 25 317         | 3.4                    | 99 998                    |
| 1974        | 10 378                           | 3 724          | 2.8                    | 13 834                    | 1974                 | 63 444                           | 22 003         | 2.9                    | 73 998                    |
| 1975        | 7 737                            | 2 330          | 3.3                    | 12 401                    | 1975                 | 36 384                           | 11 803         | 3.1                    | 46 913                    |
| 1976        | 9 322                            | 3 701          | 2.5                    | 21 331                    | 1976                 | 57 462                           | 22 310         | 2.6                    | 91 942                    |
| 1977        | 9 857                            | 3 339          | 3.0                    | 22 671                    | 1977                 | 65 582                           | 22 643         | 2.9                    | 108 725                   |
| 1978        | 9 152                            | 3 347          | 2.7                    | 27 269                    | 1978                 | 70 604                           | 25 390         | 2.8                    | 158 164                   |
| 1979        | 10 342                           | 3 651          | 2.8                    | 44 063                    | 1979                 | 61 214                           | 23 378         | 2.6                    | 160 533                   |
| 1980        | 9 025                            | 3 355          | 2.7                    | 23 078                    | 1980                 | 53 871                           | 19 249         | 2.8                    | 117 003                   |
| 1981        | 7 514                            | 2 823          | 2.6                    | 22 009                    | 1981                 | 78 921                           | 31 621         | 2.5                    | 158 067                   |

\*Steelhead Included In total.



**TOTAL NUMBER OF SALMON CAUGHT IN 1981 BY AREA**

Rounded to Nearest Thousand

| <u>AREA</u>         | <u>CHINOOK</u> | <u>SOCKEYE</u> | <u>COHO</u>  | <u>PINK</u>   | <u>CHUM</u>  | <u>STEELHEAD</u> | <u>TOTAL</u>  |
|---------------------|----------------|----------------|--------------|---------------|--------------|------------------|---------------|
| <b>NORTH COAST</b>  |                |                |              |               |              |                  |               |
| TAKU                | -              | 9              | 4            | 10            | 6            | -                | 29            |
| STIKINE             | 1              | 21             | 3            | 4             | 1            | -                | 30            |
| ALASKA              | -              | -              | -            | -             | -            | -                | -             |
| 1                   | 84             | 229            | 214          | 542           | 21           | 1                | 1 091         |
| 2E                  | 32             | 1              | 70           | 40            | 37           | -                | 180           |
| 2W                  | 45             | 58             | 60           | 122           | 7            | -                | 292           |
| 3                   | 18             | 405            | 57           | 659           | 45           | 2                | 1 186         |
| 4                   | 27             | 1 550          | 48           | 1 150         | 43           | 9                | 2 827         |
| 5                   | 4              | 29             | 13           | 41            | 9            | -                | 96            |
| 6                   | 17             | 142            | 60           | 1 275         | 97           | -                | 1 591         |
| 7                   | 29             | 115            | 73           | 981           | 205          | -                | 1 403         |
| 8                   | 19             | 181            | 46           | 1 659         | 304          | 1                | 2 210         |
| 9                   | 3              | 99             | 13           | 123           | 7            | -                | 245           |
| 10                  | 4              | 155            | 14           | 52            | 11           | -                | 236           |
| 30                  | 1              | -              | 5            | 16            | -            | -                | 22            |
| <b>TOTAL</b>        | <b>284</b>     | <b>2 994</b>   | <b>680</b>   | <b>6 674</b>  | <b>793</b>   | <b>13</b>        | <b>11 438</b> |
| <b>SOUTH COAST</b>  |                |                |              |               |              |                  |               |
| 11                  | 26             | 40             | 160          | 734           | 11           | 1                | 972           |
| 12                  | 40             | 2 304          | 184          | 3 564         | 75           | 1                | 6 168         |
| 13                  | 70             | 667            | 58           | 1 083         | 25           | -                | 1 903         |
| 14                  | 73             | 1              | 33           | 7             | 53           | -                | 167           |
| 15                  | 13             | -              | 5            | 1             | -            | -                | 19            |
| 16                  | 11             | 279            | 12           | 126           | 1            | -                | 429           |
| 17                  | 79             | 10             | 9            | 17            | 2            | -                | 117           |
| 18                  | 12             | 1              | 1            | 5             | -            | -                | 19            |
| 19 <sup>(1)</sup>   | *              | *              | *            | *             | -            | -                | *             |
| 20                  | 30             | 318            | 283          | 2 787         | 8            | -                | 3 426         |
| 21                  | 29             | 2              | 98           | 140           | 1            | -                | 270           |
| 22                  | -              | -              | -            | -             | -            | -                | -             |
| 23                  | 306            | 1 021          | 667          | 567           | 20           | 1                | 2 582         |
| 24                  | 54             | 6              | 268          | 581           | 24           | -                | 933           |
| 25                  | 27             | 6              | 106          | 534           | 42           | -                | 715           |
| 26                  | 16             | 3              | 64           | 189           | 51           | -                | 323           |
| 27                  | 39             | 16             | 189          | 749           | 8            | -                | 1 001         |
| C                   | -              | -              | -            | -             | -            | -                | -             |
| <b>TOTAL</b>        | <b>825</b>     | <b>4 674</b>   | <b>2 137</b> | <b>11 084</b> | <b>321</b>   | <b>3</b>         | <b>19 044</b> |
| <b>FRASER AREA</b>  |                |                |              |               |              |                  |               |
| 28                  | -              | -              | -            | -             | -            | -                | -             |
| 29 A & B            | 13             | 437            | 5            | 300           | 4            | -                | 759           |
| 29C                 | 1              | 30             | -            | 17            | -            | -                | 48            |
| 29D                 | 10             | 306            | 1            | 11            | 4            | -                | 332           |
| 29E                 | -              | -              | -            | -             | -            | -                | -             |
| <b>TOTAL FRASER</b> | <b>24</b>      | <b>773</b>     | <b>6</b>     | <b>328</b>    | <b>8</b>     | <b>-</b>         | <b>1 139</b>  |
| <b>AREA</b>         |                |                |              |               |              |                  |               |
| <b>TOTAL B.C.</b>   | <b>1 133</b>   | <b>8 441</b>   | <b>2 823</b> | <b>18 086</b> | <b>1 122</b> | <b>16</b>        | <b>31 621</b> |

(1) Test Fishing

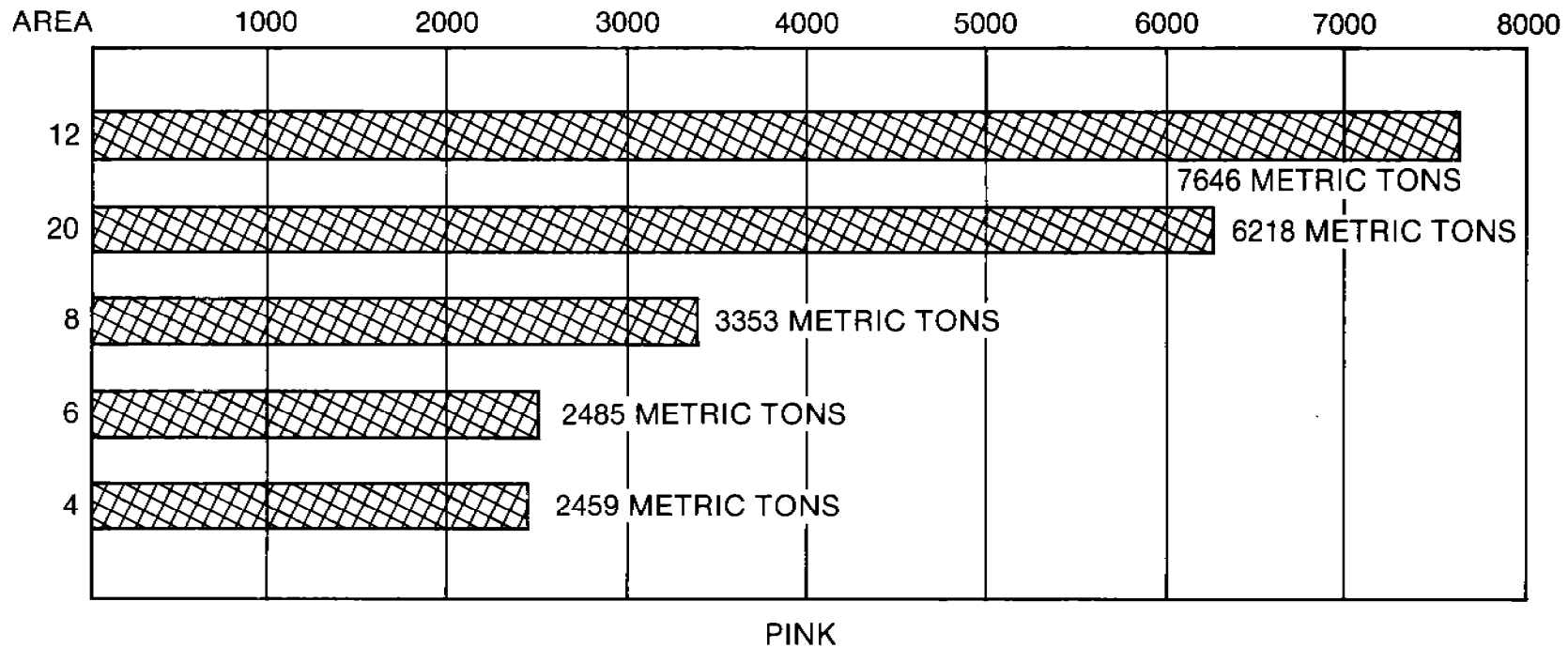
\*Less than 500

**TOTAL WEIGHT OF SALMON CAUGHT IN 1981 BY AREA**  
Metric Tons - Landed Weight

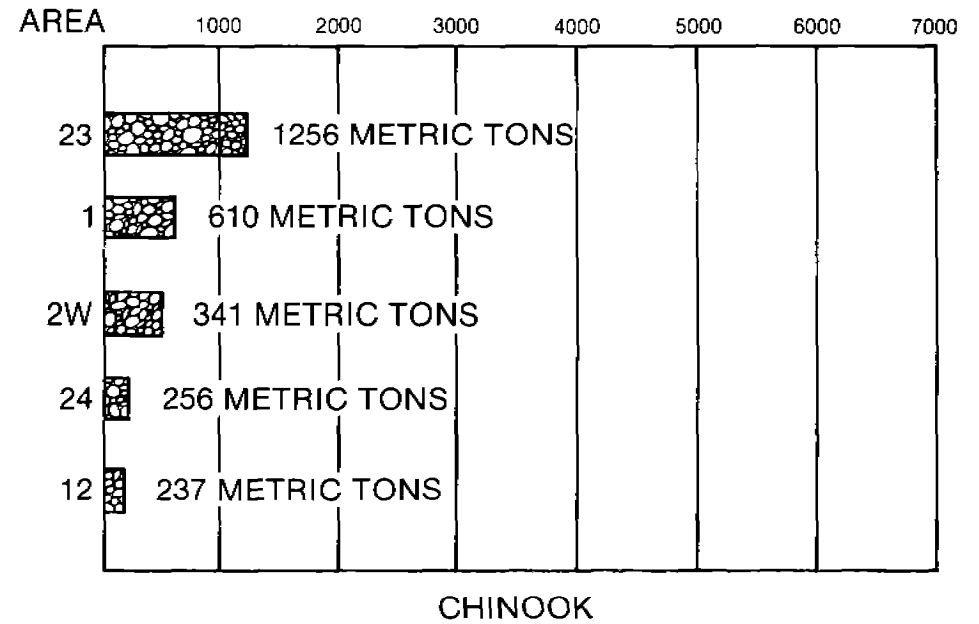
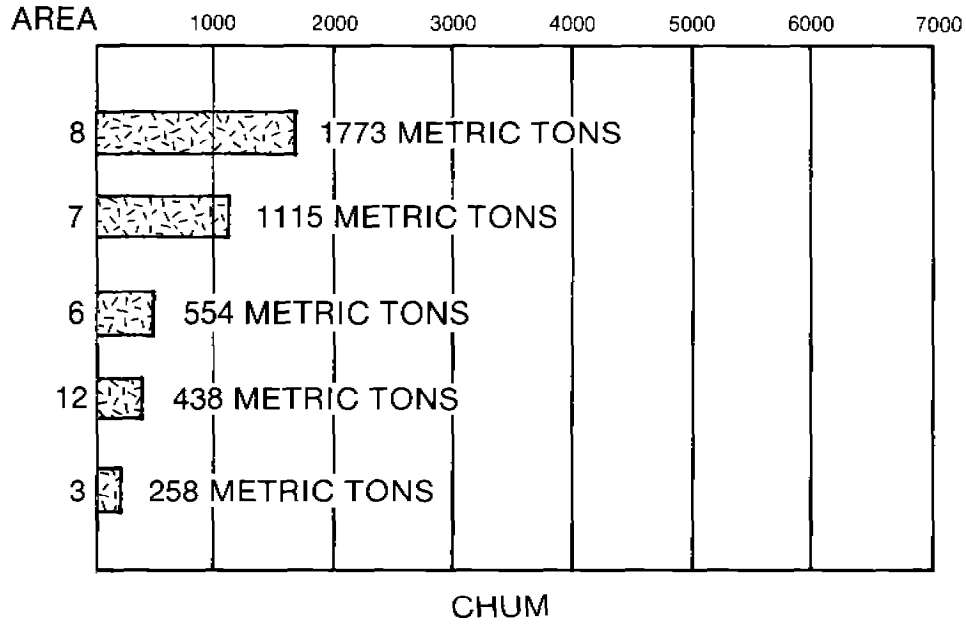
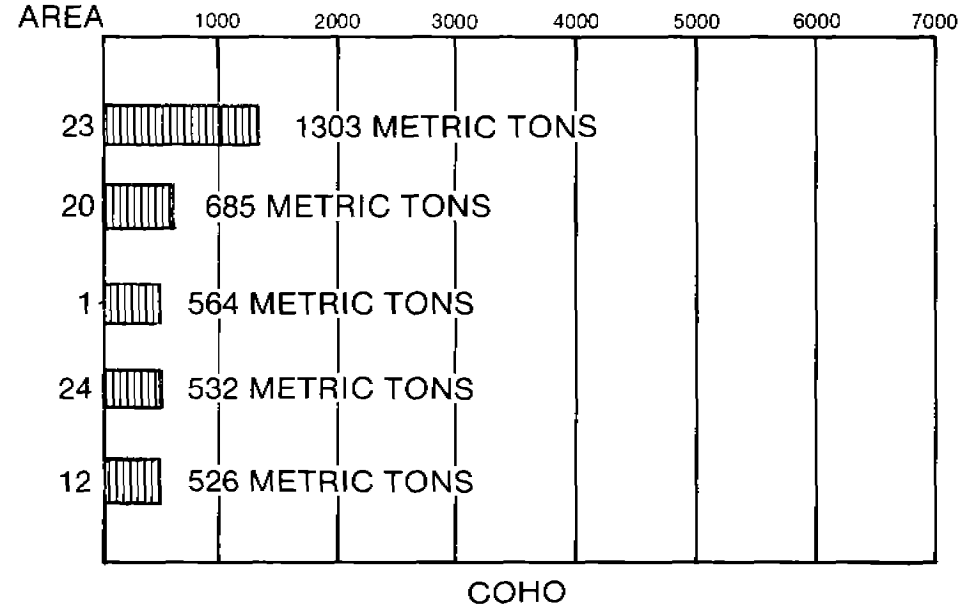
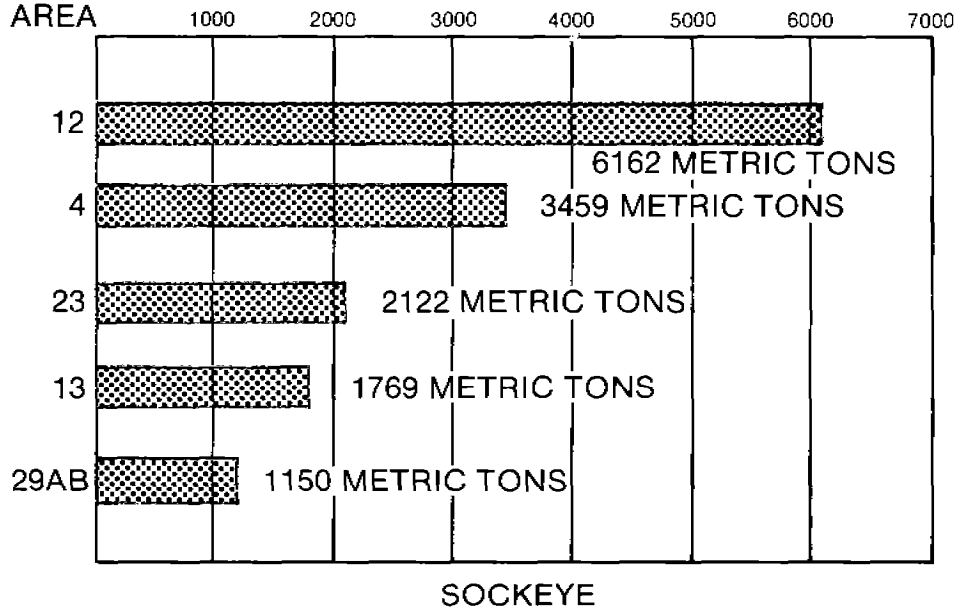
| <u>AREA</u>         | <u>CHINOOK</u> | <u>SOCKEYE</u> | <u>COHO</u>  | <u>PINK</u>   | <u>CHUM</u>  | <u>STEELHEAD</u> | <u>TOTAL</u>  |
|---------------------|----------------|----------------|--------------|---------------|--------------|------------------|---------------|
| <b>NORTH COAST</b>  |                |                |              |               |              |                  |               |
| TAKU                | 1              | 30             | 16           | 18            | 32           | *                | 97            |
| STIKINE             | 6              | 67             | 10           | 7             | 6            | 1                | 97            |
| ALASKA              | -              | -              | -            | -             | -            | -                | -             |
| 1                   | 610            | 567            | 564          | 1 050         | 85           | 3                | 2 879         |
| 2E                  | 186            | 3              | 171          | 66            | 160          | *                | 586           |
| 2W                  | 341            | 165            | 158          | 231           | 32           | 1                | 928           |
| 3                   | 104            | 956            | 176          | 1 410         | 258          | 8                | 2 912         |
| 4                   | 160            | 3 459          | 141          | 2 459         | 256          | 47               | 6 522         |
| 5                   | 24             | 73             | 39           | 82            | 51           | 1                | 270           |
| 6                   | 91             | 352            | 190          | 2 485         | 554          | 2                | 3 674         |
| 7                   | 186            | 286            | 239          | 1 891         | 1 115        | 1                | 3 718         |
| 8                   | 117            | 442            | 140          | 3 353         | 1 773        | 5                | 5 830         |
| 9                   | 11             | 264            | 38           | 251           | 43           | *                | 607           |
| 10                  | 19             | 403            | 36           | 106           | 68           | *                | 632           |
| 30                  | 8              | 1              | 11           | 26            | *            | -                | 46            |
| <b>TOTAL</b>        | <b>1 864</b>   | <b>7 068</b>   | <b>1 929</b> | <b>13 435</b> | <b>4 433</b> | <b>69</b>        | <b>28 798</b> |
| <b>SOUTH COAST</b>  |                |                |              |               |              |                  |               |
| 11                  | 141            | 102            | 371          | 1 308         | 53           | 1                | 1 976         |
| 12                  | 237            | 6 162          | 526          | 7 646         | 438          | 3                | 15 012        |
| 13                  | 236            | 1 769          | 149          | 2 298         | 148          | 1                | 4 601         |
| 14                  | 173            | 3              | 54           | 13            | 255          | -                | 498           |
| 15                  | 33             | *              | 8            | 3             | -            | -                | 44            |
| 16                  | 31             | 739            | 24           | 270           | 4            | *                | 1 068         |
| 17                  | 177            | 25             | 12           | 29            | 9            | -                | 252           |
| 18                  | 26             | 4              | 1            | 9             | -            | -                | 40            |
| 19 <sup>(1)</sup>   | *              | *              | *            | *             | -            | -                | *             |
| 20                  | 100            | 845            | 685          | 6 217         | 43           | 2                | 7 892         |
| 21                  | 113            | 5              | 195          | 245           | 2            | *                | 560           |
| 22                  | -              | -              | -            | -             | -            | -                | -             |
| 23                  | 1 256          | 2 122          | 1 303        | 991           | 86           | 3                | 5 761         |
| 24                  | 256            | 15             | 532          | 1 050         | 120          | *                | 1 973         |
| 25                  | 141            | 14             | 256          | 973           | 211          | *                | 1 595         |
| 26                  | 85             | 7              | 144          | 341           | 251          | -                | 828           |
| 27                  | 212            | 36             | 484          | 1 327         | 35           | *                | 2 094         |
| C                   | -              | -              | -            | -             | -            | -                | -             |
| <b>TOTAL</b>        | <b>3 217</b>   | <b>11 848</b>  | <b>4 744</b> | <b>22 720</b> | <b>1 655</b> | <b>10</b>        | <b>44 194</b> |
| <b>FRASER AREA</b>  |                |                |              |               |              |                  |               |
| 28                  | -              | -              | -            | -             | -            | -                | -             |
| 29 A & B            | 73             | 1 150          | 13           | 643           | 24           | *                | 1 903         |
| 29C                 | 4              | 77             | 1            | 37            | *            | -                | 119           |
| 29D                 | 87             | 808            | 2            | 26            | 24           | 1                | 948           |
| 29E                 | -              | -              | -            | -             | -            | -                | -             |
| <b>TOTAL FRASER</b> | <b>164</b>     | <b>2 035</b>   | <b>16</b>    | <b>706</b>    | <b>48</b>    | <b>1</b>         | <b>2 970</b>  |
| <b>AREA</b>         |                |                |              |               |              |                  |               |
| <b>TOTAL B.C.</b>   | <b>5 245</b>   | <b>20 951</b>  | <b>6 689</b> | <b>36 861</b> | <b>6 136</b> | <b>80</b>        | <b>75 962</b> |

(1) Test Fishing  
\*Less than 500 Kgs.

### FIVE HIGHEST PRODUCING AREAS OF BRITISH COLUMBIA FOR THE MAJOR SPECIES OF SALMON — 1981 (LANDED WEIGHT)



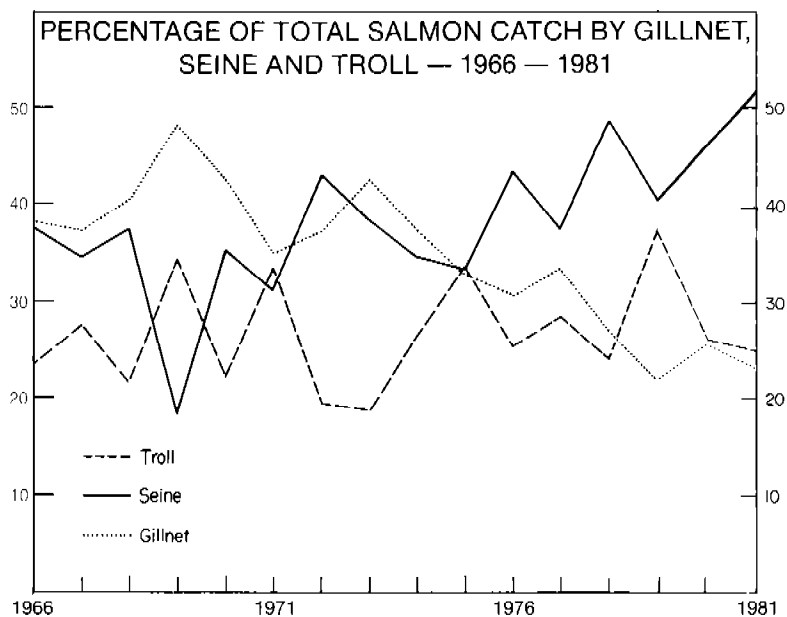
*should be same dimensions as other*



**TOTAL SALMON LANDINGS BY SPECIES AND GEAR - PERCENTAGE - 1981**

**Metric Tons - Round Weight**

| <u>SPECIES</u> | <u>GILLNET</u>     |             | <u>SEINE</u>       |             | <u>TROLL</u>       |             | <u>TOTAL</u>       |
|----------------|--------------------|-------------|--------------------|-------------|--------------------|-------------|--------------------|
|                | <u>METRIC TONS</u> | <u>%</u>    | <u>METRIC TONS</u> | <u>%</u>    | <u>METRIC TONS</u> | <u>%</u>    | <u>METRIC TONS</u> |
| CHINOOK        | 652                | 11.0        | 774                | 13.1        | 4 490              | 75.9        | 5 916              |
| SOCKEYE        | 9 031              | 43.0        | 11 636             | 55.4        | 333                | 01.6        | 21 000             |
| COHO           | 562                | 07.5        | 1 430              | 19.0        | 5 522              | 73.5        | 7 514              |
| PINK           | 4 660              | 12.2        | 24 297             | 63.5        | 9 296              | 24.3        | 38 253             |
| CHUM           | 3 182              | 51.7        | 2 847              | 46.2        | 128                | 02.1        | 6 157              |
| STEELHEAD      | 66                 | 81.5        | 10                 | 12.3        | 5                  | 06.2        | 81                 |
| <b>TOTAL</b>   | <b>18 153</b>      | <b>23.0</b> | <b>40 994</b>      | <b>51.9</b> | <b>19 774</b>      | <b>25.1</b> | <b>78 921</b>      |



LANDINGS OF SALMON BY SPECIES AND GEAR 1972 - 1981Tonnes\* - Round WeightG I L L N E T

|      | <u>CHINOOK</u> | <u>SOCKEYE</u> | <u>COHO</u> | <u>PINK</u> | <u>CHUM</u> | <u>TOTAL</u> | <u>VALUE</u> | <u>DELIVERIES</u> | <u>CATCH PER</u> | <u>VALUE PER</u> |
|------|----------------|----------------|-------------|-------------|-------------|--------------|--------------|-------------------|------------------|------------------|
|      | Tonne          | Tonne          | Tonne       | Tonne       | Tonne       | Tonne        | \$ 000       | ' 000             | Kg.              | \$               |
| 1972 | 1 516          | 7 342          | 2 301       | 2 614       | 14 777      | 28 633       | 18 345       | 109               | 263              | 168              |
| 1973 | 1 204          | 15 276         | 1 796       | 2 719       | 15 705      | 36 751       | 40 288       | 109               | 337              | 369              |
| 1974 | 982            | 11 026         | 1 689       | 2 685       | 7 943       | 24 367       | 26 672       | 89                | 274              | 300              |
| 1975 | 1 031          | 4 223          | 1 524       | 2 353       | 2 845       | 12 014       | 15 014       | 61                | 197              | 246              |
| 1976 | 1 027          | 7 655          | 1 177       | 3 013       | 4 841       | 17 746       | 25 825       | 78                | 228              | 331              |
| 1977 | 1 129          | 10 793         | 1 357       | 5 470       | 3 229       | 22 028       | 34 416       | 83                | 265              | 415              |
| 1978 | 997            | 7 819          | 1 281       | 2 319       | 6 641       | 19 102       | 38 687       | 69                | 277              | 561              |
| 1979 | 886            | 7 435          | 774         | 2 146       | 2 151       | 13 430       | 34 796       | 52                | 258              | 669              |
| 1980 | 670            | 3 265          | 848         | 1 711       | 7 548       | 14 084       | 31 042       | 51                | 276              | 609              |
| 1981 | 652            | 9 031          | 562         | 4 660       | 3 182       | 18 153       | 39 222       | 53                | 342              | 740              |

S E I N E

|      | <u>CHINOOK</u> | <u>SOCKEYE</u> | <u>COHO</u> | <u>PINK</u> | <u>CHUM</u> | <u>TOTAL</u> | <u>VALUE</u> | <u>DELIVERIES</u> | <u>CATCH PER</u> | <u>VALUE PER</u> |
|------|----------------|----------------|-------------|-------------|-------------|--------------|--------------|-------------------|------------------|------------------|
|      | Tonne          | Tonne          | Tonne       | Tonne       | Tonne       | Tonne        | \$ 000       | ' 000             | Kg.              | \$               |
| 1972 | 459            | 2 059          | 1 026       | 14 139      | 15 362      | 33 053       | 14 587       | 15                | 2 204            | 972              |
| 1973 | 583            | 5 784          | 2 084       | 7 943       | 16 943      | 33 339       | 31 817       | 17                | 1 961            | 1 872            |
| 1974 | 531            | 7 882          | 1 611       | 7 547       | 4 460       | 22 034       | 20 319       | 13                | 1 695            | 1 563            |
| 1975 | 558            | 1 152          | 1 901       | 6 026       | 2 483       | 12 128       | 11 934       | 10                | 1 213            | 1 193            |
| 1976 | 492            | 4 395          | 1 197       | 12 790      | 6 044       | 24 925       | 26 712       | 14                | 1 780            | 1 908            |
| 1977 | 926            | 6 237          | 1 981       | 12 814      | 2 696       | 24 661       | 29 697       | 16                | 1 541            | 1 856            |
| 1978 | 886            | 11 107         | 1 108       | 12 326      | 8 901       | 34 337       | 57 796       | 13                | 2 641            | 4 446            |
| 1979 | 903            | 5 861          | 1 539       | 13 983      | 2 425       | 24 717       | 42 522       | 12                | 2 060            | 3 544            |
| 1980 | 588            | 4 327          | 1 252       | 9 650       | 8 972       | 24 796       | 41 854       | 12                | 2 066            | 3 488            |
| 1981 | 774            | 11 636         | 1 430       | 24 297      | 2 847       | 40 994       | 63 864       | 10                | 4 099            | 6 386            |

T R O L L

|      | <u>CHINOOK</u> | <u>SOCKEYE</u> | <u>COHO</u> | <u>PINK</u> | <u>CHUM</u> | <u>TOTAL</u> | <u>VALUE</u> | <u>DELIVERIES</u> | <u>CATCH PER</u> | <u>VALUE PER</u> |
|------|----------------|----------------|-------------|-------------|-------------|--------------|--------------|-------------------|------------------|------------------|
|      | Tonne          | Tonne          | Tonne       | Tonne       | Tonne       | Tonne        | \$ 000       | ' 000             | Kg.              | \$               |
| 1972 | 6 377          | 116            | 7 206       | 1 389       | 54          | 15 146       | 17 409       | 141               | 107              | 123              |
| 1973 | 5 769          | 467            | 7 370       | 2 644       | 115         | 16 368       | 27 893       | 132               | 124              | 211              |
| 1974 | 6 123          | 2 786          | 7 078       | 974         | 76          | 17 043       | 27 007       | 126               | 135              | 214              |
| 1975 | 5 701          | 305            | 4 312       | 1 861       | 60          | 12 241       | 19 965       | 121               | 102              | 165              |
| 1976 | 6 257          | 288            | 6 948       | 1 254       | 37          | 14 790       | 39 405       | 134               | 110              | 294              |
| 1977 | 5 467          | 358            | 6 519       | 6 439       | 107         | 18 893       | 44 612       | 146               | 129              | 303              |
| 1978 | 6 004          | 3 395          | 6 763       | 686         | 313         | 17 165       | 61 681       | 150               | 114              | 411              |
| 1979 | 5 056          | 1 236          | 8 029       | 8 567       | 175         | 23 067       | 83 215       | 163               | 142              | 511              |
| 1980 | 5 282          | 135            | 6 925       | 2 357       | 289         | 14 991       | 44 107       | 189               | 79               | 233              |
| 1981 | 4 490          | 333            | 5 522       | 9 296       | 128         | 19 774       | 54 984       | 164               | 121              | 335              |

Note: Totals include steelhead.

\*Tonne = metric ton = 1,000 Kg.

LANDINGS OF SALMON BY SPECIES AND AREA  
1972 - 1981

QUEEN CHARLOTTE ISLAND - (AREAS 1, 2E, 2W)  
(Thousands of Fish)

| <u>YEAR</u> | <u>CHINOOK</u> | <u>SOCKEYE</u> | <u>COHO</u> | <u>PINK</u> | <u>CHUM</u> |
|-------------|----------------|----------------|-------------|-------------|-------------|
| 1972        | 115            | 72             | 465         | 1 370       | 455         |
| 1973        | 96             | 33             | 245         | 58          | 550         |
| 1974        | 145            | 59             | 285         | 560         | 237         |
| 1975        | 165            | 43             | 192         | 89          | 56          |
| 1976        | 148            | 21             | 282         | 1 647       | 54          |
| 1977        | 133            | 83             | 157         | 174         | 196         |
| 1978        | 143            | 22             | 459         | 563         | 137         |
| 1979        | 155            | 256            | 444         | 463         | 22          |
| 1980        | 159            | 112            | 499         | 982         | 195         |
| 1981        | 161            | 288            | 344         | 704         | 65          |

NASS, SKEENA, GRENVILLE & PRINCIPE - (AREAS 3, 4, 5)  
(Thousands of Fish)

| <u>YEAR</u> | <u>CHINOOK</u> | <u>SOCKEYE</u> | <u>COHO</u> | <u>PINK</u> | <u>CHUM</u> |
|-------------|----------------|----------------|-------------|-------------|-------------|
| 1972        | 153            | 981            | 465         | 3 053       | 588         |
| 1973        | 123            | 1 900          | 209         | 983         | 356         |
| 1974        | 106            | 1 917          | 159         | 568         | 295         |
| 1975        | 101            | 648            | 135         | 1 036       | 62          |
| 1976        | 64             | 892            | 147         | 894         | 54          |
| 1977        | 60             | 1 615          | 197         | 3 867       | 387         |
| 1978        | 56             | 728            | 251         | 3 429       | 254         |
| 1979        | 54             | 1 470          | 146         | 987         | 134         |
| 1980        | 40             | 529            | 145         | 1 588       | 414         |
| 1981        | 49             | 1 984          | 118         | 1 850       | 97          |

BUTEDALE, BELLA BELLA, BELLA COOLA, - (AREAS 6, 7, 8)  
(Thousands of Fish)

| <u>YEAR</u> | <u>CHINOOK</u> | <u>SOCKEYE</u> | <u>COHO</u> | <u>PINK</u> | <u>CHUM</u> |
|-------------|----------------|----------------|-------------|-------------|-------------|
| 1972        | 152            | 257            | 594         | 8 090       | 1 342       |
| 1973        | 113            | 333            | 401         | 877         | 1 687       |
| 1974        | 136            | 259            | 402         | 3 973       | 918         |
| 1975        | 125            | 281            | 185         | 325         | 315         |
| 1976        | 111            | 273            | 352         | 2 943       | 497         |
| 1977        | 81             | 167            | 134         | 863         | 212         |
| 1978        | 99             | 145            | 291         | 4 804       | 686         |
| 1979        | 133            | 388            | 246         | 2 046       | 516         |
| 1980        | 95             | 295            | 228         | 4 165       | 933         |
| 1981        | 65             | 438            | 179         | 3 915       | 606         |

RIVERS AND SMITH INLETS - (AREAS 9, 10) - *Area 11?*  
(Thousands of Fish)

| <u>YEAR</u> | <u>CHINOOK</u> | <u>SOCKEYE</u> | <u>COHO</u> | <u>PINK</u> | <u>CHUM</u> |
|-------------|----------------|----------------|-------------|-------------|-------------|
| 1972        | 28             | 439            | 74          | 842         | 61          |
| 1973        | 30             | 2 078          | 76          | 102         | 90          |
| 1974        | 17             | 468            | 30          | 538         | 56          |
| 1975        | 24             | 94             | 38          | 31          | 14          |
| 1976        | 36             | 710            | 136         | 700         | 25          |
| 1977        | 41             | 724            | 86          | 253         | 57          |
| 1978        | 22             | 813            | 58          | 236         | 96          |
| 1979        | 16             | 40             | 36          | 43          | 16          |
| 1980        | 10             | 3              | 30          | 24          | 31          |
| 1981        | 7              | 254            | 27          | 175         | 18          |

~~LANDS OF BRITISH COLUMBIA~~

1972 - 1981

JOHNSTONE STRAIT - (AREAS 12, 13)

Thousands of Fish

| YEAR | CHINOOK | SOCKEYE | COHO | PINK  | CHUM  |
|------|---------|---------|------|-------|-------|
| 1972 | 78      | 558     | 133  | 730   | 1 362 |
| 1973 | 76      | 375     | 201  | 1 818 | 2 296 |
| 1974 | 85      | 1 190   | 169  | 1 549 | 248   |
| 1975 | 89      | 184     | 155  | 1 367 | 380   |
| 1976 | 104     | 445     | 485  | 3 774 | 438   |
| 1977 | 132     | 616     | 304  | 1 847 | 164   |
| 1978 | 135     | 3 312   | 286  | 1 270 | 1 251 |
| 1979 | 113     | 1 001   | 193  | 2 101 | 105   |
| 1980 | 123     | 990     | 231  | 1 113 | 705   |
| 1981 | 110     | 2 971   | 242  | 4 647 | 100   |

STRAIT OF GEORGIA - (AREAS 14, 15, 16, 17, 18)

Thousands of Fish

| YEAR | CHINOOK | SOCKEYE | COHO | PINK | CHUM |
|------|---------|---------|------|------|------|
| 1972 | 199     | 44      | 65   | 5    | 317  |
| 1973 | 125     | 43      | 80   | 37   | 410  |
| 1974 | 127     | 296     | 155  | 3    | 30   |
| 1975 | 138     | 37      | 115  | 117  | 62   |
| 1976 | 165     | 117     | 72   | 8    | 73   |
| 1977 | 210     | 164     | 116  | 75   | *    |
| 1978 | 170     | 80      | 283  | 4    | 100  |
| 1979 | 199     | 17      | 195  | 21   | 7    |
| 1980 | 203     | 91      | 111  | 4    | 81   |
| 1981 | 188     | 291     | 60   | 156  | 56   |

JUAN DE FUCA STRAIT (AREA 20)

Thousands of Fish

| YEAR | CHINOOK | SOCKEYE | COHO | PINK  | CHUM |
|------|---------|---------|------|-------|------|
| 1972 | 42      | 546     | 166  | 6     | 202  |
| 1973 | 59      | 1 406   | 475  | 1 391 | 174  |
| 1974 | 50      | 1 218   | 444  | 2     | 80   |
| 1975 | 31      | 90      | 412  | 618   | 41   |
| 1976 | 41      | 694     | 252  | 22    | 113  |
| 1977 | 75      | 576     | 514  | 874   | 22   |
| 1978 | 28      | 476     | 106  | 1     | 55   |
| 1979 | 35      | 325     | 257  | 2 585 | 4    |
| 1980 | 8       | 105     | 159  | 1     | 61   |
| 1981 | 30      | 318     | 283  | 2 787 | 8    |

WEST COAST OF VANCOUVER ISLAND - (AREAS 21, 22, 23, 24, 25, 26, 27)

Thousands of Fish

| YEAR | CHINOOK | SOCKEYE | COHO  | PINK  | CHUM  |
|------|---------|---------|-------|-------|-------|
| 1972 | 623     | 147     | 1 167 | 59    | 1 485 |
| 1973 | 669     | 358     | 1 636 | 837   | 460   |
| 1974 | 688     | 1 063   | 1 893 | 139   | 236   |
| 1975 | 612     | 447     | 962   | 655   | 136   |
| 1976 | 738     | 994     | 1 894 | 239   | 118   |
| 1977 | 625     | 1 212   | 1 671 | 1 757 | 24    |
| 1978 | 621     | 911     | 1 389 | 108   | 233   |
| 1979 | 542     | 1 061   | 1 940 | 3 074 | 21    |
| 1980 | 536     | 665     | 1 723 | 195   | 786   |
| 1981 | 471     | 1 054   | 1 392 | 2 760 | 146   |

FRASER RIVER - (AREAS 28, 29, A & B, 29C, 29D)

Thousands of Fish

| YEAR | CHINOOK | SOCKEYE | COHO | PINK | CHUM |
|------|---------|---------|------|------|------|
| 1972 | 123     | 527     | 81   | -    | 256  |
| 1973 | 100     | 1 063   | 54   | 284  | 191  |
| 1974 | 87      | 714     | 57   | *    | 93   |
| 1975 | 94      | 428     | 45   | 356  | 73   |
| 1976 | 82      | 558     | 17   | 1    | 174  |
| 1977 | 99      | 1 176   | 44   | 294  | 14   |
| 1978 | 63      | 581     | 72   | 1    | 125  |
| 1979 | 56      | 1 098   | 26   | 104  | 8    |
| 1980 | 39      | 292     | 33   | *    | 76   |
| 1981 | 24      | 773     | 6    | 328  | 8    |

\*Less than 500

\* note - Test fish only.

Area 19

no Salmon.

no Salmon? →



## B.C. SALMON LANDINGS BY MONTH 1977 - 1981

Metric Tons - Landed Weight

*not consistent*

| YEAR             | JAN. | FEB. | MAR. | APR. | MAY | JUNE  | JULY   | AUG.   | SEPT. | OCT.  | NOV. | DEC. | TOTAL  |
|------------------|------|------|------|------|-----|-------|--------|--------|-------|-------|------|------|--------|
| <b>CHINOOK</b>   |      |      |      |      |     |       |        |        |       |       |      |      |        |
| 1977             | -    | 4    | 12   | 371  | 762 | 1 110 | 1 901  | 1 512  | 746   | 274   | 10   | *    | 6 702  |
| 1978             | 1    | 15   | 28   | 376  | 806 | 1 365 | 2 319  | 1 162  | 560   | 339   | 16   | *    | 6 987  |
| 1979             | 1    | 7    | 15   | 422  | 762 | 1 113 | 1 574  | 1 392  | 480   | 299   | 23   | *    | 6 088  |
| 1980             | *    | 25   | 17   | 365  | 725 | 1 008 | 1 428  | 1 202  | 699   | 264   | 17   | *    | 5 750  |
| 1981             | *    | 22   | 20   | 223  | 556 | 772   | 1 482  | 1 347  | 707   | 114   | 1    | *    | 5 244  |
| <b>SOCKEYE</b>   |      |      |      |      |     |       |        |        |       |       |      |      |        |
| 1977             | -    | -    | -    | *    | 5   | 934   | 11 454 | 4 483  | 432   | 25    | *    | -    | 17 333 |
| 1978             | -    | -    | -    | *    | 3   | 896   | 6 620  | 13 030 | 1 134 | 126   | 4    | -    | 21 813 |
| 1979             | -    | -    | -    | *    | 1   | 348   | 7 630  | 6 287  | 66    | 15    | *    | *    | 14 347 |
| 1980             | -    | -    | -    | *    | *   | 302   | 3 706  | 3 472  | 190   | 37    | *    | -    | 7 707  |
| 1981             | -    | -    | -    | *    | *   | 592   | 10 813 | 9 295  | 247   | 3     | *    | -    | 20 950 |
| <b>COHO</b>      |      |      |      |      |     |       |        |        |       |       |      |      |        |
| 1977             | -    | -    | -    | -    | *   | 537   | 2 565  | 2 994  | 2 452 | 318   | 15   | *    | 8 881  |
| 1978             | -    | -    | -    | -    | *   | 1 064 | 2 860  | 1 904  | 1 908 | 371   | 31   | 2    | 8 140  |
| 1979             | -    | -    | -    | *    | *   | 586   | 3 548  | 3 299  | 1 451 | 254   | 1    | 1    | 9 140  |
| 1980             | -    | -    | -    | *    | *   | 707   | 3 354  | 2 068  | 1 471 | 375   | 14   | *    | 7 989  |
| 1981             | -    | -    | -    | *    | *   | 31    | 2 463  | 2 407  | 1 639 | 143   | 5    | *    | 6 688  |
| <b>PINK</b>      |      |      |      |      |     |       |        |        |       |       |      |      |        |
| 1977             | -    | -    | -    | *    | 1   | 52    | 8 603  | 12 123 | 2 943 | 36    | 2    | -    | 23 760 |
| 1978             | -    | -    | -    | *    | 1   | 42    | 7 966  | 6 817  | 400   | 2     | *    | -    | 15 228 |
| 1979             | -    | -    | -    | *    | *   | 188   | 6 812  | 15 191 | 1 169 | 54    | *    | -    | 23 414 |
| 1980             | -    | -    | -    | *    | *   | 25    | 5 847  | 6 705  | 757   | 29    | 2    | -    | 13 365 |
| 1981             | -    | -    | -    | *    | *   | 50    | 8 438  | 20 961 | 7,318 | 90    | 5    | *    | 36 862 |
| <b>CHUM</b>      |      |      |      |      |     |       |        |        |       |       |      |      |        |
| 1977             | -    | -    | -    | *    | 2   | 137   | 2 737  | 1 381  | 1 291 | 454   | 10   | 6    | 6 018  |
| 1978             | -    | -    | -    | *    | 1   | 272   | 3 552  | 2 961  | 3 132 | 5 351 | 531  | 8    | 15 808 |
| 1979             | -    | -    | -    | *    | *   | 93    | 2 604  | 1 252  | 664   | 70    | 9    | 33   | 4 725  |
| 1980             | -    | -    | -    | *    | 3   | 17    | 4 135  | 3 022  | 3 079 | 6 083 | 424  | 2    | 16 765 |
| 1981             | -    | -    | -    | *    | 1   | 51    | 2 005  | 2 389  | 626   | 880   | 184  | 2    | 6 138  |
| <b>STEELHEAD</b> |      |      |      |      |     |       |        |        |       |       |      |      |        |
| 1977             | -    | -    | -    | *    | *   | 5     | 24     | 22     | 7     | 1     | *    | *    | 59     |
| 1978             | -    | -    | -    | 1    | *   | 7     | 26     | 17     | 5     | 1     | *    | *    | 57     |
| 1979             | -    | -    | -    | *    | *   | 2     | 21     | 20     | 4     | *     | *    | *    | 47     |
| 1980             | -    | -    | -    | *    | *   | 1     | 33     | 10     | 6     | 2     | *    | *    | 52     |
| 1981             | -    | -    | -    | *    | *   | 3     | 54     | 19     | 3     | 1     | *    | *    | 80     |

\* Less than 500 Kg.

REVISED MONTHLY CATCH STATISTICS FOR BRITISH COLUMBIA - 1981

QUANTITY SHOWN IN METRIC TONS

*all page #'s 10  
be in same place  
PAGE: 17 where possible*

Net and Seine Weight

Troll - Dressed Weight Head-On

SALMON TOTAL B.C.

|              |             | <u>JAN.</u>       | <u>FEB.</u>      | <u>MAR.</u>       | <u>APR.</u>      | <u>MAY</u>      | <u>JUNE</u>       | <u>JULY</u>       | <u>AUG.</u>       | <u>SEPT.</u>        | <u>OCT.</u>        | <u>NOV.</u>       | <u>DEC.</u>        |         |
|--------------|-------------|-------------------|------------------|-------------------|------------------|-----------------|-------------------|-------------------|-------------------|---------------------|--------------------|-------------------|--------------------|---------|
|              |             | DEC. 29<br>FEB. 1 | FEB. 2<br>MAR. 1 | MAR. 2<br>MAR. 29 | MAR. 30<br>MAY 3 | MAY 4<br>MAY 31 | JUNE 1<br>JUNE 28 | JUNE 29<br>AUG. 2 | AUG. 3<br>AUG. 30 | AUG. 31<br>SEPT. 27 | SEPT. 28<br>NOV. 1 | NOV. 2<br>NOV. 29 | NOV. 30<br>DEC. 27 | TOTAL   |
| Chinook      | Red G.N.    | -                 | -                | -                 | *                | 6               | 41                | 174               | 188               | 108                 | 1                  | 1                 | -                  | 519     |
|              | Seine       | -                 | -                | -                 | -                | -               | 24                | 250               | 287               | 47                  | *                  | -                 | -                  | 608     |
|              | Jacks G.N.  | -                 | -                | -                 | -                | *               | 9                 | 37                | 8                 | 5                   | *                  | *                 | *                  | 59      |
|              | Seine       | -                 | -                | -                 | -                | -               | 26                | 54                | 33                | 8                   | 1                  | -                 | -                  | 122     |
|              | White G.N.  | -                 | -                | -                 | *                | 1               | 6                 | 27                | 15                | 21                  | 4                  | *                 | *                  | 74      |
|              | Seine       | -                 | -                | -                 | -                | -               | 2                 | 21                | 9                 | 12                  | *                  | -                 | -                  | 44      |
|              | Mixed Troll | *                 | 22               | 20                | 223              | 549             | 664               | 919               | 807               | 506                 | 108                | *                 | -                  | 3 818   |
| Sockeye      | G.N.        | -                 | -                | -                 | *                | *               | 424               | 5 659             | 2 851             | 96                  | 1                  | -                 | -                  | 9 031   |
|              | Seine       | -                 | -                | -                 | -                | -               | 165               | 5 116             | 6 227             | 127                 | 1                  | -                 | -                  | 11 636  |
|              | Troll       | -                 | -                | -                 | -                | *               | 3                 | 38                | 217               | 24                  | 1                  | *                 | -                  | 283     |
| Coho         | G.N.        | -                 | -                | -                 | *                | *               | 12                | 127               | 222               | 173                 | 24                 | 4                 | *                  | 562     |
|              | Seine       | -                 | -                | -                 | -                | -               | 12                | 198               | 621               | 595                 | 4                  | -                 | -                  | 1 430   |
|              | Troll       | -                 | -                | -                 | -                | -               | 7                 | 2 138             | 1 564             | 871                 | 115                | 1                 | -                  | 4 696   |
| Pink         | G.N.        | -                 | -                | -                 | *                | *               | 3                 | 2 001             | 1 936             | 712                 | 7                  | 1                 | -                  | 4 660   |
|              | Seine       | -                 | -                | -                 | -                | -               | 4                 | 5 489             | 13 701            | 5 103               | *                  | -                 | -                  | 24 297  |
|              | Troll       | -                 | -                | -                 | *                | *               | 43                | 948               | 5 324             | 1 503               | 83                 | 4                 | *                  | 7 905   |
| Chum         | G.N.        | -                 | -                | -                 | *                | *               | 41                | 995               | 1 308             | 274                 | 434                | 128               | 2                  | 3 182   |
|              | Seine       | -                 | -                | -                 | -                | -               | 8                 | 984               | 1 018             | 338                 | 443                | 56                | -                  | 2 847   |
|              | Troll       | -                 | -                | -                 | *                | 1               | 2                 | 26                | 63                | 14                  | 3                  | *                 | -                  | 109     |
| Steelhead    | G.N.        | -                 | -                | -                 | *                | *               | 3                 | 46                | 16                | 1                   | *                  | *                 | *                  | 66      |
|              | Seine       | -                 | -                | -                 | -                | -               | *                 | 7                 | 2                 | 1                   | -                  | -                 | -                  | 10      |
|              | Troll       | -                 | -                | -                 | -                | -               | *                 | 1                 | 1                 | 1                   | 1                  | -                 | -                  | 4       |
| Deliveries   | G.N.        | -                 | -                | -                 | 12               | 160             | 4 470             | 24 620            | 16 803            | 5 049               | 1 358              | 722               | 22                 | 53 216  |
|              | Seine       | -                 | -                | -                 | -                | -               | 589               | 4 311             | 3 716             | 1 461               | 172                | 37                | -                  | 10 286  |
| Days Fishing | Troll       | 8                 | 909              | 695               | 5 730            | 16 608          | 24 684            | 42 894            | 39 563            | 26 949              | 6 001              | 37                | 1                  | 164 079 |

\* Less than 500 KG.

## REVISED MONTHLY CATCH STATISTICS BY AREA - IN PIECES - 1981

|                     | CHINOOK |        |        |        |       |       |         |           |           |         |         |         | SOCKEYE   |    |       | COHO  |  |  |
|---------------------|---------|--------|--------|--------|-------|-------|---------|-----------|-----------|---------|---------|---------|-----------|----|-------|-------|--|--|
|                     | RED     |        | JACKS  |        | WHITE |       | MIXED   | GN        | SEINE     | TROLL   | GN      | SEINE   | TROLL     | GN | SEINE | TROLL |  |  |
|                     | GN      | SEINE  | GN     | SEINE  | GN    | SEINE | TROLL   |           |           |         |         |         |           |    |       |       |  |  |
| TOTAL JANUARY       | -       | -      | -      | -      | -     | -     | 73      | -         | -         | -       | -       | -       | -         | -  | -     | -     |  |  |
| TOTAL FEBRUARY      | -       | -      | -      | -      | -     | -     | 6 275   | -         | -         | -       | -       | -       | -         | -  | -     | -     |  |  |
| TOTAL MARCH         | -       | -      | -      | -      | -     | -     | 6 511   | -         | -         | -       | -       | -       | -         | -  | -     | -     |  |  |
| TOTAL APRIL         | 35      | -      | -      | -      | 3     | -     | 82 091  | 36        | -         | -       | 1       | -       | -         | -  | -     | -     |  |  |
| MAY 4 - MAY 10      | 77      | -      | -      | -      | 18    | -     | 40 176  | 3         | -         | -       | 2       | -       | -         | -  | -     | -     |  |  |
| MAY 11 - MAY 17     | 92      | -      | 1      | -      | 19    | -     | 38 771  | -         | -         | 5       | -       | -       | -         | -  | -     | -     |  |  |
| MAY 18 - MAY 24     | 166     | -      | -      | -      | 38    | -     | 37 086  | 12        | -         | -       | -       | -       | -         | -  | -     | -     |  |  |
| MAY 25 - MAY 31     | 223     | -      | 3      | -      | 46    | -     | 50 189  | -         | -         | 10      | -       | -       | -         | -  | -     | -     |  |  |
| TOTAL               | 558     | -      | 4      | -      | 121   | -     | 166 222 | 15        | -         | 15      | 2       | -       | -         | -  | -     | -     |  |  |
| JUNE 1 - JUNE 7     | 213     | 14     | -      | 25     | 55    | -     | 36 904  | 343       | -         | 341     | -       | 92      | 2 837     | -  | -     | -     |  |  |
| JUNE 8 - JUNE 14    | 798     | 102    | 616    | 678    | 124   | -     | 32 586  | 11 470    | 6 289     | 31      | 49      | 44      | 91        | -  | -     | -     |  |  |
| JUNE 15 - JUNE 21   | 1 961   | 725    | 2 130  | 1 835  | 174   | 113   | 36 246  | 47 237    | 22 732    | 281     | 1 173   | 1 566   | 333       | -  | -     | -     |  |  |
| JUNE 22 - JUNE 28   | 3 013   | 3 955  | 2 539  | 14 320 | 245   | 148   | 44 142  | 125 026   | 60 160    | 751     | 3 856   | 5 799   | 8         | -  | -     | -     |  |  |
| TOTAL               | 5 985   | 4 796  | 5 285  | 16 858 | 598   | 261   | 149 878 | 184 076   | 89 181    | 1 404   | 5 078   | 7 501   | 3 269     | -  | -     | -     |  |  |
| JUNE 29 - JULY 5    | 3 452   | 2 467  | 1 748  | 6 496  | 421   | 148   | 24 026  | 161 390   | 107 650   | 1 046   | 4 238   | 8 313   | 109 706   | -  | -     | -     |  |  |
| JULY 6 - JULY 12    | 7 169   | 5 298  | 7 147  | 4 941  | 986   | 539   | 46 734  | 460 288   | 281 762   | 2 553   | 6 018   | 7 259   | 298 032   | -  | -     | -     |  |  |
| JULY 13 - JULY 19   | 6 073   | 8 527  | 6 394  | 6 780  | 716   | 1 328 | 34 111  | 707 938   | 442 123   | 2 860   | 10 842  | 17 466  | 197 707   | -  | -     | -     |  |  |
| JULY 20 - JULY 26   | 4 118   | 5 740  | 2 369  | 3 970  | 489   | 790   | 38 102  | 625 123   | 475 409   | 3 327   | 8 868   | 10 714  | 257 390   | -  | -     | -     |  |  |
| JULY 27 - AUG. 2    | 3 232   | 7 309  | 1 365  | 8 730  | 314   | 496   | 40 654  | 432 989   | 857 181   | 7 932   | 13 792  | 37 234  | 235 807   | -  | -     | -     |  |  |
| TOTAL               | 24 044  | 29 341 | 19 023 | 30 917 | 2 926 | 3 301 | 183 627 | 2 387 728 | 2 164 125 | 17 718  | 43 758  | 80 986  | 1 098 642 | -  | -     | -     |  |  |
| AUG. 3 - AUG. 9     | 3 623   | 9 195  | 981    | 4 597  | 726   | 588   | 34 697  | 447 185   | 997 419   | 22 466  | 17 319  | 37 423  | 158 133   | -  | -     | -     |  |  |
| AUG. 10 - AUG. 16   | 2 849   | 8 928  | 1 029  | 9 128  | 228   | 348   | 35 307  | 279 217   | 866 708   | 25 296  | 20 108  | 42 283  | 161 749   | -  | -     | -     |  |  |
| AUG. 17 - AUG. 23   | 6 405   | 8 125  | 1 295  | 6 037  | 443   | 207   | 43 599  | 301 989   | 339 420   | 33 479  | 14 306  | 48 739  | 196 861   | -  | -     | -     |  |  |
| AUG. 24 - AUG. 30   | 12 096  | 4 821  | 1 061  | 3 972  | 307   | 285   | 33 490  | 43 407    | 127 347   | 15 049  | 14 253  | 105 918 | 106 757   | -  | -     | -     |  |  |
| TOTAL               | 24 973  | 31 069 | 4 366  | 23 734 | 1 704 | 1 428 | 147 093 | 1 071 798 | 2 330 894 | 96 290  | 65 986  | 234 363 | 623 500   | -  | -     | -     |  |  |
| AUG. 31 - SEPT. 6   | 12 310  | 2 628  | 374    | 2 741  | 570   | 500   | 36 861  | 24 082    | 35 450    | 6 016   | 18 299  | 73 186  | 125 320   | -  | -     | -     |  |  |
| SEPT. 7 - SEPT. 13  | 1 587   | 2 408  | 1 118  | 3 073  | 1 069 | 1 086 | 29 479  | 6 759     | 14 674    | 3 093   | 25 595  | 132 093 | 107 506   | -  | -     | -     |  |  |
| SEPT. 14 - SEPT. 20 | 660     | 311    | 982    | 162    | 1 393 | 7     | 22 420  | 4 338     | 1 720     | 1 089   | 6 206   | 8 003   | 63 333    | -  | -     | -     |  |  |
| SEPT. 21 - SEPT. 27 | 11      | -      | 8      | -      | 67    | -     | 16 025  | 79        | -         | 695     | 121     | -       | 45 449    | -  | -     | -     |  |  |
| TOTAL               | 14 568  | 5 347  | 2 482  | 5 976  | 3 099 | 1 593 | 104 785 | 35 258    | 51 844    | 10 893  | 50 221  | 213 282 | 341 608   | -  | -     | -     |  |  |
| SEPT. 28 - OCT. 4   | 60      | 39     | 22     | 463    | 271   | -     | 19 697  | 240       | 238       | 255     | 4 159   | 978     | 37 806    | -  | -     | -     |  |  |
| OCT. 5 - OCT. 11    | 6       | -      | -      | 109    | 89    | 2     | 1 914   | 229       | 43        | 380     | 262     | 136     | 5 319     | -  | -     | -     |  |  |
| OCT. 12 - OCT. 18   | 8       | 2      | -      | 2      | 40    | -     | 210     | 46        | -         | 1       | 98      | -       | 1 170     | -  | -     | -     |  |  |
| OCT. 19 - OCT. 25   | -       | -      | -      | -      | 11    | -     | -       | 13        | -         | -       | 23      | -       | -         | -  | -     | -     |  |  |
| OCT. 26 - NOV. 1    | 49      | -      | 24     | -      | 15    | -     | -       | 1         | -         | -       | 1 857   | -       | 10        | -  | -     | -     |  |  |
| TOTAL               | 123     | 41     | 46     | 574    | 426   | 2     | 21 821  | 529       | 281       | 636     | 6 399   | 1 114   | 44 305    | -  | -     | -     |  |  |
| NOV. 2 - NOV. 29    | 181     | -      | 138    | -      | 9     | -     | 36      | 280       | -         | 90      | 1 192   | -       | 343       | -  | -     | -     |  |  |
| NOV. 30 - DEC. 27   | -       | -      | 2      | -      | 1     | -     | -       | -         | -         | -       | 1       | -       | -         | -  | -     | -     |  |  |
| TOTAL               | 70 467  | 70 594 | 31 346 | 78 059 | 8 887 | 6 585 | 868 412 | 3 679 720 | 4 636 325 | 127 046 | 172 638 | 537 246 | 2 111 667 | -  | -     | -     |  |  |

## REVISED MONTHLY CATCH STATISTICS BY AREA - IN PIECES - 1981

|                     | PINK      |            |           | CHUM    |         |        | STEELHEAD |       |       | DELIVERIES |        | DAYS FISHING |
|---------------------|-----------|------------|-----------|---------|---------|--------|-----------|-------|-------|------------|--------|--------------|
|                     | GN        | SEINE      | TROLL     | GN      | SEINE   | TROLL  | GN        | SEINE | TROLL | GN         | SEINE  | TROLL        |
| TOTAL JANUARY       | -         | -          | -         | -       | -       | -      | -         | -     | -     | -          | -      | 8            |
| TOTAL FEBRUARY      | -         | -          | -         | -       | -       | -      | -         | -     | -     | -          | -      | 909          |
| TOTAL MARCH         | -         | -          | -         | -       | -       | -      | -         | -     | -     | -          | -      | 695          |
| TOTAL APRIL         | 19        | -          | 4         | 3       | -       | 3      | 1         | -     | -     | 12         | -      | 5 730        |
| MAY 4 - MAY 10      | 170       | -          | -         | 12      | -       | 5      | 1         | -     | -     | 15         | -      | 3 434        |
| MAY 11 - MAY 17     | -         | -          | 2         | -       | -       | 55     | 2         | -     | -     | 37         | -      | 3 846        |
| MAY 18 - MAY 24     | -         | -          | 8         | -       | -       | 73     | -         | -     | -     | 49         | -      | 4 199        |
| MAY 25 - MAY 31     | -         | -          | 19        | -       | -       | 76     | 3         | -     | -     | 59         | -      | 5 129        |
| TOTAL               | 170       | -          | 29        | 12      | -       | 209    | 6         | -     | -     | 160        | -      | 16 608       |
| JUNE 1 - JUNE 7     | -         | 885        | 2 280     | -       | 2       | 128    | 2         | -     | 1     | 70         | 2      | 5 640        |
| JUNE 8 - JUNE 14    | 7         | 621        | 1 353     | 14      | 6       | 31     | 23        | 4     | 1     | 541        | 37     | 5 431        |
| JUNE 15 - JUNE 21   | 177       | 257        | 6 302     | 1 469   | 661     | 90     | 239       | 19    | 2     | 1 557      | 158    | 6 395        |
| JUNE 22 - JUNE 28   | 1 164     | 389        | 21 639    | 5 730   | 729     | 131    | 498       | 47    | 12    | 2 302      | 392    | 7 218        |
| TOTAL               | 1 348     | 2 152      | 31 574    | 7 213   | 1 398   | 380    | 762       | 70    | 16    | 4 470      | 589    | 24 684       |
| JUNE 29 - JULY 5    | 2 833     | 4 774      | 13 203    | 3 705   | 2 055   | 212    | 280       | 60    | 31    | 2 453      | 564    | 5 036        |
| JULY 6 - JULY 12    | 43 211    | 58 684     | 60 957    | 32 835  | 8 576   | 1 629  | 1 350     | 130   | 73    | 5 491      | 797    | 9 626        |
| JULY 13 - JULY 19   | 236 219   | 600 875    | 72 106    | 40 229  | 38 284  | 1 408  | 3 074     | 615   | 37    | 5 866      | 1 035  | 8 267        |
| JULY 20 - JULY 26   | 306 298   | 765 956    | 127 205   | 32 871  | 36 704  | 1 727  | 2 713     | 362   | 51    | 5 995      | 936    | 9 595        |
| JULY 27 - AUG. 2    | 337 725   | 1 251 203  | 245 452   | 57 183  | 75 000  | 1 967  | 1 663     | 370   | 46    | 4 815      | 979    | 10 370       |
| TOTAL               | 926 286   | 2 681 492  | 518 923   | 166 823 | 160 619 | 6 943  | 9 080     | 1 537 | 238   | 24 620     | 4 311  | 42 894       |
| AUG. 3 - AUG. 9     | 297 941   | 1 226 014  | 499 726   | 92 231  | 82 597  | 4 610  | 1 425     | 236   | 29    | 5 147      | 916    | 9 076        |
| AUG. 10 - AUG. 16   | 365 578   | 1 711 325  | 538 316   | 86 065  | 71 243  | 3 658  | 1 279     | 116   | 396   | 4 568      | 995    | 9 733        |
| AUG. 17 - AUG. 23   | 183 494   | 1 687 237  | 1 196 292 | 24 574  | 8 688   | 3 846  | 603       | 73    | 48    | 4 602      | 830    | 11 910       |
| AUG. 24 - AUG. 30   | 59 158    | 1 854 390  | 762 859   | 37 237  | 21 364  | 3 532  | 117       | 60    | 121   | 2 486      | 975    | 8 844        |
| TOTAL               | 906 171   | 6 478 966  | 2 997 193 | 240 107 | 183 892 | 15 646 | 3 424     | 485   | 594   | 16 803     | 3 716  | 39 563       |
| AUG. 31 - SEPT. 6   | 61 924    | 1 423 833  | 499 001   | 44 966  | 20 209  | 1 565  | 112       | 72    | 45    | 2 248      | 573    | 8 650        |
| SEPT. 7 - SEPT. 13  | 104 906   | 833 106    | 221 089   | 6 093   | 20 859  | 1 019  | 78        | 98    | 52    | 1 721      | 654    | 7 437        |
| SEPT. 14 - SEPT. 20 | 152 590   | 66 176     | 76 968    | 5 943   | 18 028  | 368    | 27        | 3     | 10    | 1 065      | 233    | 5 950        |
| SEPT. 21 - SEPT. 27 | 3 203     | -          | 45 756    | 123     | 357     | 639    | 1         | -     | 229   | 15         | 1      | 4 912        |
| TOTAL               | 322 623   | 2 323 115  | 842 814   | 57 125  | 59 453  | 3 591  | 218       | 173   | 336   | 5 049      | 1 461  | 26 949       |
| SEPT. 28 - OCT. 4   | 2 355     | 3          | 39 333    | 67 157  | 67 966  | 717    | 20        | -     | 463   | 708        | 141    | 5 529        |
| OCT. 5 - OCT. 11    | 730       | 1          | 8 090     | 1 798   | 18 423  | 51     | 13        | -     | 51    | 27         | 30     | 366          |
| OCT. 12 - OCT. 18   | 30        | -          | 20        | 1 454   | 3 325   | -      | 9         | -     | -     | 14         | 1      | 100          |
| OCT. 19 - OCT. 25   | 6         | -          | -         | 2 258   | -       | -      | 7         | -     | -     | 19         | -      | -            |
| OCT. 26 - NOV. 1    | 1         | -          | -         | 16 742  | -       | 158    | 9         | -     | -     | 590        | -      | 7            |
| TOTAL               | 3 122     | 4          | 47 443    | 89 409  | 89 714  | 926    | 58        | -     | 514   | 1 358      | 172    | 6 002        |
| NOV. 2 - NOV. 29    | 398       | -          | 1 957     | 26 806  | 12 239  | 94     | 10        | -     | -     | 722        | 37     | 37           |
| NOV. 30 - DEC. 27   | -         | -          | -         | 356     | -       | -      | 10        | -     | -     | 22         | -      | -            |
| TOTAL               | 2 160 137 | 11 485 729 | 4 439 937 | 587 854 | 507 315 | 27 792 | 13 569    | 2 265 | 1 698 | 53 216     | 10 286 | 164 079      |

## REVISED MONTHLY CATCH STATISTICS FOR BRITISH COLUMBIA - 1981

OTHER FISH  
QUANTITY SHOWN IN METRIC TONS

TOTAL B.C.

|                       |              | JAN.              | FEB.             | MAR.              | APR.             | MAY             | JUNE              | JULY              | AUG.              | SEPT.               | OCT.               | NOV.              | DEC.               | TOTAL      |
|-----------------------|--------------|-------------------|------------------|-------------------|------------------|-----------------|-------------------|-------------------|-------------------|---------------------|--------------------|-------------------|--------------------|------------|
|                       |              | DEC. 29<br>FEB. 1 | FEB. 2<br>MAR. 1 | MAR. 2<br>MAR. 29 | MAR. 30<br>MAY 3 | MAY 4<br>MAY 31 | JUNE 1<br>JUNE 28 | JUNE 29<br>AUG. 2 | AUG. 3<br>AUG. 30 | AUG. 31<br>SEPT. 27 | SEPT. 28<br>NOV. 1 | NOV. 2<br>NOV. 29 | NOV. 30<br>DEC. 27 |            |
| Herring               | G.N.         | 1                 | -                | 13 030            | 405              | 3               | -                 | -                 | -                 | -                   | -                  | 14                | -                  | 13 453     |
|                       | Seine        | 58                | 19               | 13 642            | 297              | 116             | 94                | 38                | 23                | 12                  | 10                 | 3 447             | 1 217              | 18 973     |
|                       | Trawl        | 153               | *                | -                 | -                | -               | -                 | -                 | -                 | -                   | 125                | 1 205             | 105                | 1 588      |
| Halibut Lge.          | L.L.         | 1                 | -                | -                 | -                | 190             | 165               | 113               | 62                | 1                   | -                  | 2                 | -                  | 534        |
|                       | Med.         | *                 | -                | -                 | -                | 585             | 524               | 275               | 97                | 1                   | -                  | 2                 | 1                  | 1 485      |
|                       | No.2         | *                 | -                | -                 | *                | 32              | 40                | 19                | 8                 | *                   | -                  | *                 | -                  | 99         |
|                       | Mixed        | -                 | -                | -                 | -                | 33              | 35                | 35                | 12                | -                   | -                  | -                 | -                  | 115        |
| Sole                  | Brill Trawl  | 8                 | 22               | 34                | 30               | 18              | 56/OTH*           | 33                | 18                | 33                  | 30                 | 6                 | 2                  | 290/OTH*   |
|                       | Butter Trawl | -                 | -                | -                 | -                | -               | -                 | -                 | -                 | -                   | -                  | -                 | -                  | -          |
|                       | Dover Trawl  | 15                | 7                | 28                | 93               | 69              | 199               | 286               | 168               | 173                 | 86                 | 11                | 3                  | 1 138      |
|                       | Lemon Trawl  | 25                | 129              | 81                | 239              | 433/OTH*        | 134               | 128               | 92                | 96                  | 45                 | 26                | 21                 | 1 449/OTH* |
|                       | Rex Trawl    | 1                 | 3                | 2                 | 3                | 11              | 20                | 43                | 29                | 68                  | 6                  | 1                 | 1                  | 188        |
|                       | Rock Trawl   | 18                | 37               | 84                | 77               | 178             | 214               | 147               | 136/OTH*          | 81                  | 54                 | 10/OTH*           | 1                  | 1 037/OTH* |
|                       | Mixed Trawl  | 13/OTH*           | 32/OTH*          | 20/OTH*           | 20/OTH*          | 58/OTH*         | 16/OTH*           | 20/OTH*           | 4/OTH*            | 5/OTH*              | 34                 | 12/OTH*           | 11/OTH*            | 245/OTH*   |
|                       | Total Trawl  | 80/OTH*           | 230/OTH*         | 249/OTH*          | 462/OTH*         | 767/OTH*        | 639/OTH*          | 657/OTH*          | 447/OTH*          | 456/OTH*            | 255                | 66/OTH*           | 39/OTH*            | 4 347/OTH* |
| Rockfish              | H.L. & T.    | 6                 | 5                | 6                 | 18               | 26              | 28                | 43                | 27                | 21                  | 33                 | 14                | 16                 | 243        |
|                       | L.L.         | 5                 | 4                | 6                 | 8                | 39              | 50                | 24                | 14                | 10                  | 4                  | 2                 | 5                  | 171        |
|                       | Trawl        | 112               | 535              | 297               | 1 197            | 946             | 2 235             | 1 198             | 575               | 659                 | 883                | 272               | 127                | 9 036      |
|                       | Other        | -                 | -                | -                 | 4                | 5               | -                 | -                 | -                 | 1                   | *                  | -                 | -                  | 10         |
| Lingcod               | H.L. & T.    | 2                 | *                | 2                 | 53               | 102             | 67                | 102               | 70                | 56                  | 72                 | 18                | *                  | 544        |
|                       | L.L.         | *                 | *                | *                 | 1                | 15              | 15                | 8                 | 4                 | 2                   | 1                  | 1                 | -                  | 47         |
|                       | Trawl        | 3                 | 7                | 6                 | 38               | 125             | 368               | 216               | 137               | 198                 | 125                | 15                | 3                  | 1 241      |
|                       | Other        | -                 | -                | -                 | -                | *               | -                 | -                 | -                 | -                   | -                  | -                 | -                  | *          |
| Pacific Cod           | H.L. & T.    | *                 | *                | -                 | *                | 1               | 1                 | 1                 | 1                 | 4                   | 3                  | 1                 | -                  | 12         |
|                       | Trawl        | 302               | 771              | 325               | 706              | 679             | 819               | 579               | 254               | 184                 | 322                | 214               | 194                | 5 349      |
|                       | Other        | 1                 | *                | -                 | -                | 1               | 2                 | 5                 | 5                 | *                   | -                  | *                 | *                  | 14         |
| Sablefish             | L.L.         | -                 | -                | -                 | 1                | 9               | 55                | 66                | 33                | 46                  | 55                 | -                 | -                  | 265        |
|                       | Trawl        | 13                | 10               | 226               | 9                | 13              | 187               | 29                | 21                | 20                  | 9                  | 1                 | 2                  | 540        |
|                       | Trap         | -                 | -                | 379               | 191              | 290             | 310               | 347               | 127               | 306                 | 315                | -                 | 98                 | 2 363      |
|                       | Other        | -                 | -                | -                 | -                | *               | *                 | *                 | *                 | *                   | -                  | -                 | -                  | *          |
| Non-Food Fish         | Trawl        | *                 | -                | -                 | 29               | -               | 9                 | -                 | *                 | -                   | 1                  | -                 | -                  | 39         |
|                       | Other        | -                 | -                | -                 | -                | -               | -                 | -                 | -                 | -                   | -                  | -                 | -                  | -          |
| Flounder              | Trawl        | 34                | 36               | 55                | 6                | 28              | 20                | 12                | 4                 | 2                   | 6                  | 2                 | 3                  | 208        |
|                       | Other        | -                 | -                | -                 | -                | -               | -                 | *                 | -                 | -                   | -                  | -                 | -                  | *          |
| Skate                 | Trawl        | 7                 | 25               | 19                | 37               | 45              | 32                | 27                | 16                | 15                  | 10                 | 4                 | 2                  | 239        |
|                       | Other        | *                 | *                | *                 | *                | 1               | *                 | -                 | -                 | -                   | *                  | *                 | *                  | 1          |
| Herring Spawn on Kelp |              | -                 | -                | -                 | 169              | 20              | -                 | -                 | -                 | -                   | -                  | -                 | -                  | 189        |

\*Less than 500 Kg.

## REVISED MONTHLY CATCH STATISTICS FOR BRITISH COLUMBIA - 1981

## OTHER FISH

QUANTITY SHOWN IN METRIC TONS

TOTAL B.C.

|               |             | JAN.              | FEB.             | MAR.              | APR.             | MAY             | JUNE              | JULY              | AUG.              | SEPT.               | OCT.               | NOV.              | DEC.               | TOTAL  |
|---------------|-------------|-------------------|------------------|-------------------|------------------|-----------------|-------------------|-------------------|-------------------|---------------------|--------------------|-------------------|--------------------|--------|
|               |             | DEC. 29<br>FEB. 1 | FEB. 2<br>MAR. 1 | MAR. 2<br>MAR. 29 | MAR. 30<br>MAY 3 | MAY 4<br>MAY 31 | JUNE 1<br>JUNE 28 | JUNE 29<br>AUG. 2 | AUG. 3<br>AUG. 30 | AUG. 31<br>SEPT. 27 | SEPT. 28<br>NOV. 1 | NOV. 2<br>NOV. 29 | NOV. 30<br>DEC. 27 |        |
| Eulachons     | G.N.        | -                 | -                | -                 | 15               | 6               | -                 | -                 | -                 | -                   | -                  | -                 | -                  | 21     |
| Sturgeon      | G.N.        | -                 | -                | -                 | -                | *               | *                 | 2                 | 2                 | 1                   | *                  | *                 | -                  | 5      |
|               | Trawl       | -                 | 3                | *                 | 1                | 1               | *                 | -                 | -                 | *                   | -                  | *                 | -                  | 5      |
| Tuna          | Seine       | -                 | -                | -                 | -                | -               | -                 | -                 | -                 | -                   | -                  | -                 | -                  | -      |
|               | H.L. & T.   | -                 | -                | -                 | -                | -               | -                 | -                 | 1                 | 4                   | *                  | -                 | -                  | 5      |
| Octopus       | H.L. & T.   | -                 | -                | *                 | *                | *               | *                 | *                 | *                 | *                   | *                  | -                 | *                  | *      |
|               | Trawl       | 2                 | 4                | 2                 | 2                | 1               | 1                 | *                 | *                 | *                   | 1                  | 1                 | 1                  | 15     |
|               | Trap        | *                 | *                | *                 | 1                | 1               | -                 | *                 | *                 | *                   | 1                  | *                 | *                  | 3      |
|               | Other       | *                 | 1                | 2                 | 3                | 1               | 1                 | *                 | *                 | 1                   | 1                  | 1                 | *                  | 11     |
| Smelt         | G.N.        | -                 | -                | -                 | -                | -               | 1                 | *                 | *                 | *                   | -                  | -                 | -                  | 1      |
|               | Seine       | -                 | -                | -                 | -                | -               | -                 | -                 | -                 | -                   | -                  | -                 | *                  | *      |
| Turbot        | Trawl       | 4                 | 16               | 8                 | 19               | 157             | 300               | 245               | 77                | 47                  | 63                 | 6                 | 2                  | 944    |
|               | Other       | -                 | -                | -                 | -                | -               | -                 | -                 | -                 | -                   | -                  | -                 | -                  | -      |
| Walleye       | Trawl       | 157               | 366              | 95                | 9                | 39              | 55                | 98                | 29                | 27                  | 158                | 80                | 17                 | 1 130  |
| Pollock       | Other       | -                 | -                | -                 | -                | -               | -                 | -                 | -                 | -                   | -                  | -                 | -                  | -      |
| Other         | H.L. & T.   | *                 | -                | -                 | -                | *               | *                 | *                 | *                 | *                   | -                  | *                 | -                  | *      |
| Fish          | Trawl       | 49                | 171              | 596               | 763              | 704             | 903               | 545               | 1 217             | 525                 | 486                | 35                | 141                | 6 135  |
|               | L.L.        | -                 | -                | -                 | -                | *               | 1                 | *                 | -                 | -                   | -                  | -                 | *                  | 1      |
|               | Seine       | *                 | *                | -                 | -                | 1               | 1                 | 1                 | -                 | -                   | -                  | *                 | 4                  | 7      |
|               | Other       | 52                | 15               | 12                | 1                | *               | *                 | 15                | 40                | 35                  | 55                 | 20                | 36                 | 281    |
| Dogfish       | L.L.        | 1                 | 4                | -                 | 2                | -               | -                 | *                 | -                 | -                   | 119                | 184               | 181                | 491    |
|               | Trawl       | 48                | 76               | 57                | 117              | 40              | 27                | 17                | -                 | 2                   | 88                 | 70                | 58                 | 600    |
|               | Other       | -                 | -                | -                 | -                | -               | -                 | -                 | -                 | -                   | -                  | -                 | -                  | -      |
| Salmon Roe    |             | *                 | -                | -                 | -                | *               | 1                 | 7                 | 25                | 19                  | 2                  | *                 | -                  | 54     |
| Deliveries    |             | -                 | -                | -                 | -                | -               | -                 | -                 | -                 | -                   | -                  | -                 | -                  | -      |
| Herring       | G.N.        | 1                 | -                | 5 249             | 546              | 8               | -                 | -                 | -                 | -                   | -                  | 1                 | -                  | 5 805  |
|               | Seine       | 15                | 14               | 632               | 25               | 100             | 108               | 60                | 38                | 26                  | 14                 | 239               | 82                 | 1 353  |
| Days Fishing  |             | -                 | -                | -                 | -                | -               | -                 | -                 | -                 | -                   | -                  | -                 | -                  | -      |
| Herring Trawl |             | 6                 | 1                | -                 | -                | -               | -                 | -                 | -                 | -                   | 6                  | 159               | 4                  | 176    |
|               | H.L. & T.   | 310               | 139              | 130               | 524              | 867             | 774               | 851               | 600               | 640                 | 1 163              | 490               | 317                | 6 805  |
|               | L.L.        | 47                | 43               | 60                | 72               | 3 678           | 3 526             | 2 007             | 953               | 192                 | 108                | 204               | 167                | 11 057 |
|               | Trawl       | 408               | 707              | 434               | 692              | 752             | 1 100             | 629               | 407               | 439                 | 552                | 404               | 368                | 6 892  |
| Beach Seine   |             | -                 | -                | -                 | 15               | 15              | -                 | -                 | -                 | 14                  | 7                  | -                 | 1                  | 52     |
|               | Trap        | 16                | 13               | 192               | 110              | 232             | 201               | 164               | 160               | 156                 | 159                | 5                 | 33                 | 1 441  |
|               | Other G.N.  | -                 | -                | -                 | 77               | 26              | 13                | 14                | 1                 | 4                   | -                  | -                 | -                  | 135    |
|               | Other Seine | 7                 | 3                | -                 | -                | 3               | 3                 | 3                 | -                 | -                   | -                  | 1                 | 7                  | 27     |
|               | Other Gears | 264               | 328              | 481               | 1 153            | 535             | 254               | 230               | 108               | 90                  | 29                 | 23                | 31                 | 3 526  |

\*Less than 500 Kg.

## REVISED MONTHLY CATCH STATISTICS FOR BRITISH COLUMBIA - 1981

SHELLFISH

QUANTITY SHOWN IN METRIC TONS

*move up line below to  
eliminate space.*

|                                 |                     |       | <u>JAN.</u>       | <u>FEB.</u>      | <u>MAR.</u>       | <u>APR.</u>      | <u>MAY</u>      | <u>JUNE</u>       | <u>JULY</u>       | <u>AUG.</u>       | <u>SEPT.</u>        | <u>OCT.</u>        | <u>NOV.</u>       | <u>DEC.</u>        | TOTAL  |
|---------------------------------|---------------------|-------|-------------------|------------------|-------------------|------------------|-----------------|-------------------|-------------------|-------------------|---------------------|--------------------|-------------------|--------------------|--------|
|                                 |                     |       | DEC. 29<br>FEB. 1 | FEB. 2<br>MAR. 1 | MAR. 2<br>MAR. 29 | MAR. 30<br>MAY 3 | MAY 4<br>MAY 31 | JUNE 1<br>JUNE 28 | JUNE 29<br>AUG. 2 | AUG. 3<br>AUG. 30 | AUG. 31<br>SEPT. 27 | SEPT. 28<br>NOV. 1 | NOV. 2<br>NOV. 29 | NOV. 30<br>DEC. 27 |        |
| SHRIMP                          | Prawns              | Trawl | 1                 | 1                | 1                 | 1                | 1               | *                 | *                 | *                 | *                   | *                  | *                 | *                  | 5      |
|                                 |                     | Trap  | 31                | 33               | 24                | 42               | 31              | 30                | 28                | 21                | 14                  | 16                 | 19                | 31                 | 320    |
|                                 | Mixed               | Trawl | 13                | 18               | 16                | 31               | 48              | 95                | 173               | 26                | 58                  | 61                 | 24                | 13                 | 576    |
|                                 |                     | Trap  | 3                 | *                | *                 | *                | *               | 1                 | 1                 | *                 | 2                   | 9                  | 12                | 10                 | 38     |
| SHRIMP<br>DAYS                  | Trawl               |       | 247               | 262              | 293               | 337              | 389             | 251               | 276               | 128               | 241                 | 506                | 441               | 241                | 3 612  |
|                                 | Trap                |       | 682               | 658              | 434               | 735              | 641             | 583               | 544               | 419               | 357                 | 581                | 687               | 900                | 7 221  |
| CLAMS                           | Razor               |       | *                 | -                | 2                 | 16               | 5               | 7                 | *                 | *                 | *                   | -                  | -                 | -                  | 30     |
|                                 | Butter              |       | 11                | 10               | 7                 | 10               | 8               | 4                 | 18                | 20                | 6                   | 5                  | 6                 | 15                 | 120    |
|                                 | Japanese Littleneck |       | 23                | 19               | 34                | 75               | 28              | 12                | 17                | 30                | 21                  | 4                  | 41                | 13                 | 317    |
|                                 | Native Littleneck   |       | 22                | 20               | 24                | 19               | 26              | 16                | 11                | 11                | 4                   | 5                  | 10                | 11                 | 179    |
|                                 | Mixed               |       | 10                | 33               | 9                 | 39               | 27              | 9                 | 8                 | 3                 | 2                   | 1                  | 10                | 10                 | 161    |
| HORSECLAMS                      |                     |       | 4                 | 3                | 2                 | 2                | -               | 2                 | 6                 | 8                 | 16                  | 5                  | 4                 | 5                  | 57     |
| GEODUCKS                        |                     |       | 138               | 327              | 476               | 500              | 486             | 267               | 280               | 62                | 55                  | 96                 | 17                | -                  | 2 704  |
| CRAB <sup>(6)</sup><br>In shell | Trap                |       | 40                | 37               | 30                | 74               | 135             | 117               | 177               | 98                | 143                 | 279                | 113               | 71                 | 1 314  |
|                                 | Trawl               |       | 1                 | *                | *                 | 1                | 1               | *                 | *                 | *                 | *                   | *                  | *                 | *                  | 3      |
| CRAB DAYS                       | Trap                |       | 888               | 625              | 657               | 769              | 843             | 800               | 1 872             | 1 412             | 1 378               | 1 503              | 869               | 720                | 12 336 |
|                                 | Trawl               |       | 1                 | 2                | -                 | -                | -               | -                 | -                 | -                 | -                   | 4                  | 2                 | 1                  | 18     |
| ABALONE                         |                     |       | -                 | -                | -                 | *                | 13              | 11                | 14                | 7                 | 9                   | 13                 | 12                | 6                  | 85     |
| ABALONE DAYS                    |                     |       | -                 | -                | -                 | 2                | 104             | 138               | 148               | 64                | 128                 | 118                | 111               | 59                 | 872    |

\*Less than 500 Kg.