

2223

493-835-7



Scientific Excellence • Resource Protection & Conservation • Benefits for Canadians
Excellence scientifique • Protection et conservation des ressources • Bénéfices aux Canadiens

DFO - Library / MPO - Bibliothèque



12022635

Light Trap Collections of Mayflies, Caddisflies and Chironomids from Lake Winnipeg during 1969 and 1971

P.S.S. Chang, D.G. Cobb, J.F. Flannagan and
O.A. Saether

Central and Arctic Region
Department of Fisheries and Oceans
Winnipeg, Manitoba R3T 2N6

1994

Canadian Manuscript Report of Fisheries and Aquatic Sciences 2223

54
223
F55
#12223



Fisheries
and Oceans

Pêches
et Océans

Canada

Canadian Manuscript Report of Fisheries and Aquatic Sciences

Manuscript reports contain scientific and technical information that contributes to existing knowledge but which deals with national or regional problems. Distribution is restricted to institutions or individuals located in particular regions of Canada. However, no restriction is placed on subject matter, and the series reflects the broad interests and policies of the Department of Fisheries and Oceans, namely, fisheries and aquatic sciences.

Manuscript reports may be cited as full publications. The correct citation appears above the abstract of each report. Each report is abstracted in *Aquatic Sciences and Fisheries Abstracts* and indexed in the Department's annual index to scientific and technical publications.

Numbers 1-900 in this series were issued as Manuscript Reports (Biological Series) of the Biological Board of Canada, and subsequent to 1937 when the name of the Board was changed by Act of Parliament, as Manuscript Reports (Biological Series) of the Fisheries Research Board of Canada. Numbers 901-1425 were issued as Manuscript Reports of the Fisheries Research Board of Canada. Numbers 1426-1550 were issued as Department of Fisheries and the Environment, Fisheries and Marine Service Manuscript Reports. The current series name was changed with report number 1551.

Manuscript reports are produced regionally but are numbered nationally. Requests for individual reports will be filled by the issuing establishment listed on the front cover and title page. Out-of-stock reports will be supplied for a fee by commercial agents.

Rapport manuscrit canadien des sciences halieutiques et aquatiques

Les rapports manuscrits contiennent des renseignements scientifiques et techniques qui constituent une contribution aux connaissances actuelles, mais qui traitent de problèmes nationaux ou régionaux. La distribution en est limitée aux organismes et aux personnes de régions particulières du Canada. Il n'y a aucune restriction quant au sujet; de fait, la série reflète la vaste gamme des intérêts et des politiques du ministère des Pêches et des Océans, c'est-à-dire les sciences halieutiques et aquatiques.

Les rapports manuscrits peuvent être cités comme des publications complètes. Le titre exact paraît au-dessus du résumé de chaque rapport. Les rapports manuscrits sont résumés dans la revue *Résumés des sciences aquatiques et halieutiques*, et ils sont classés dans l'index annuel des publications scientifiques et techniques du Ministère.

Les numéros 1 à 900 de cette série ont été publiés à titre de manuscrits (série biologique) de l'Office de biologie du Canada, et après le changement de la désignation de cet organisme par décret du Parlement, en 1937, ont été classés comme manuscrits (série biologique) de l'Office des recherches sur les pêcheries du Canada. Les numéros 901 à 1425 ont été publiés à titre de rapports manuscrits de l'Office des recherches sur les pêcheries du Canada. Les numéros 1426 à 1550 sont parus à titre de rapports manuscrits du Service des pêches et de la mer, ministère des Pêches et de l'Environnement. Le nom actuel de la série a été établi lors de la parution du numéro 1551.

Les rapports manuscrits sont produits à l'échelon régional, mais numérotés à l'échelon national. Les demandes de rapports seront satisfaites par l'établissement auteur dont le nom figure sur la couverture et la page du titre. Les rapports épuisés seront fournis contre rétribution par des agents commerciaux.

ERRATUM

S.E. Cosens, R. Crawford, B.G.E. de March and T.A. Shortt. 1993. Report of the Arctic Fisheries Scientific Advisory Committee for 1991/92 and 1992/93. Can. Manuscr. Rep. Fish. Aquat. Sci. 2224: iv + 51 p.

Page 8, paragraph 4 should read as follows:

Assessment

Stock prognosis: Counts from aerial surveys have shown fewer than 500 animals since 1967 (see Brodie 1971; Richard 1990). Although these different surveys are not directly comparable, they do illustrate a problem with assessing the status of this stock. A stock of 500 animals cannot sustain removal of more than 12 animals per year, yet this stock has been subjected to much larger removals since 1967, without a decline in stock size being detected by aerial surveys. This suggests that the stock is larger than 500 animals and may be declining more slowly than was suspected at the time of the last AFSAC report (Cosens et al. 1990).

(Two changes indicated by underline).

Canadian Manuscript Report of
Fisheries and Aquatic Sciences 2223

1994

**LIGHT TRAP COLLECTIONS OF MAYFLIES,
CADDISFLIES AND CHIRONOMIDS FROM LAKE
WINNIPEG DURING 1969 AND 1971**

by

P.S.S. Chang¹, D.G. Cobb, J.F. Flannagan and O.A. Saether²

Central and Arctic Region

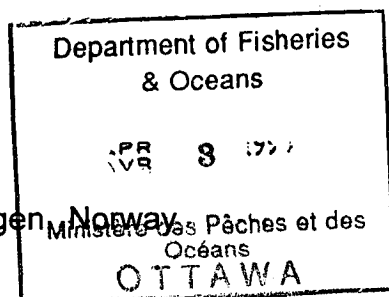
Department of Fisheries and Oceans

Winnipeg, MB R3T 2N6

This is the 32nd Manuscript Report
from the Central and Arctic Region, Winnipeg

¹ Alphabetical listing of authors

² Present address: University of Bergen, N-5007 Bergen, Norway



(c) Minister of Supply and Services Canada 1994

Cat. no. Fs 97-4/2223E

ISSN 0706-6473

Correct citation for this publication:

Chang, P.S.S., D.G. Cobb, J.F. Flannagan, and O.A. Saether. 1994. Light trap collections of mayflies, caddisflies and chironomids from Lake Winnipeg during 1969 and 1971. Can. Manuscr. Rep. Fish. Aquat. Sci. 2223: iv + 27 p.

TABLE OF CONTENTS

	<u>Page</u>
ABSTRACT/RÉSUMÉ	iv
INTRODUCTION	1
MATERIALS AND METHODS	1
Description of study area	1
Adult collections	1
RESULTS AND DISCUSSION	2
Ephemeroptera	2
Trichoptera	3
Chironomidae	3
CONCLUSIONS	4
ACKNOWLEDGMENTS	4
REFERENCES	4

LIST OF FIGURES

<u>Figure</u>	<u>Page</u>
1 Map of Lake Winnipeg showing the three lake basins, and the sampling stations of the 1969 and 1971 light trappings . . .	16
2 Seasonal succession of adult Ephemeroptera collected in light traps from Lake Winnipeg during 1971	17
3 Seasonal succession of adult Trichoptera collected in light traps from Lake Winnipeg during 1971	18
4 Seasonal succession of adult Chironomidae collected in light traps from Lake Winnipeg during 1971	21

LIST OF TABLES

<u>Table</u>	<u>Page</u>
1 Location, date and reference number of light trap stations during the 1969 Lake Winnipeg survey	6
2 Species list and abundance of adult Ephemeroptera, Trichoptera and Chironomidae collected from Lake Winnipeg in light traps, emergence traps and insect rearings during the 1969 base-line survey and at Beaver Point in 1971	7
3 Comparison of numbers of taxa of Lake Winnipeg Ephemeroptera, and Trichoptera in 1969 and 1971 with that reported by Neave (1934) for 1927 to 1931	15

LIST OF APPENDICES

<u>Appendix</u>	<u>Page</u>
1a Revision of Neave's (1934) Ephemeroptera species list with current taxonomic status	25
1b Revision of Neave's (1934) Trichoptera species list with current taxonomic status	26

ABSTRACT

Chang, P.S.S., D.G. Cobb, J.F. Flannagan, and O.A. Saether. 1994. Light trap collections of mayflies, caddisflies and chironomids from Lake Winnipeg during 1969 and 1971. Can. Manuscr. Rep. Fish. Aquat. Sci. 2223: iv + 27 p.

Flight periods of aquatic insects were sampled in 1969 and 1971 using light traps as part of a limnological baseline survey on Lake Winnipeg, Manitoba. A total of 24 families (sub-families), 117 genera and at least 384 species of mayflies, caddisflies and chironomids was collected. Flight periods and distribution in regions of the Lake are given for each species. Mayfly and caddisfly fauna are compared with Neave's (1934) collections.

Key words: aquatic insects; emergence; flight; light traps; Lake Winnipeg; caddisflies; Trichoptera; mayflies; Ephemeroptera; chironomids; Chironomidae.

RÉSUMÉ

Chang, P.S.S., D.G. Cobb, J.F. Flannagan, and O.A. Saether. 1994. Light trap collections of mayflies, caddisflies and chironomids from Lake Winnipeg during 1969 and 1971. Can. Manuscr. Rep. Fish. Aquat. Sci. 2223: iv + 27 p.

En 1969 et en 1971, on a prélevé des échantillons d'insectes aquatiques au cours de leurs périodes de vol dans le cadre d'une étude limnologique initiale du lac Winnipeg, au Manitoba. On a capturé, à l'aide de pièges lumineux, des spécimens appartenant à un total de 24 familles (sous-familles), 117 genres et au moins 384 espèces d'éphémères, de phryganes et de moucherons. La distribution dans les régions du lac et les périodes de vol de chaque espèce sont indiquées. Les espèces d'éphémères et de phryganes prélevées sont comparées aux collections de Neave (1934).

Mots-clés: insectes aquatiques; émergence; vol; pièges lumineux; lac Winnipeg; phryganes; Trichoptères; éphémères; Éphéméroptères; moucherons; Chironomidae.

INTRODUCTION

This report presents the results of light trappings of adult Ephemeroptera, Trichoptera and Chironomidae on Lake Winnipeg, Manitoba in 1969 and 1971. Light trappings were conducted to augment benthic fauna collections from a limnological baseline survey of the Lake conducted by staff of the Freshwater Institute during 1969. The present report is one in a series on the invertebrates of the lake resulting from this survey, including: the life history, distribution and production of burrowing mayflies (Flannagan 1979; Flannagan and Cobb 1984), changes in the density and distribution of caddisflies (Flannagan and Cobb 1981), and reports on the Mollusca (Flannagan and Cobb 1991), the Oligochaeta (Chang et al. 1992), and the benthic insects (Chang et al. 1993).

Adult insects were collected to assist in species identification of immature specimens collected in benthic samples and to provide flight period information helpful in elucidating life histories. These collections also sampled insect species which inhabited areas of the Lake not sampled by ship during the 1969 cruises (depths less than 4 m), and thus help to provide a more complete species list of insect fauna for the lake.

In addition to the above cited reports, the benthic insects of Lake Winnipeg have been studied by Bajkov (1930), Neave (1932, 1933, 1934), Slack (1967), and several surveys were conducted by Manitoba Provincial Government biologists during the 1960's. This is the first report of adult insect collections from the Lake using light traps.

MATERIALS AND METHODS

DESCRIPTION OF THE STUDY AREA

Lake Winnipeg (Fig. 1), a remnant of glacial Lake Agassiz, has a surface area of 23,750 km², a mean depth (\bar{Z}) of 12.0 m, and a maximum depth of 36 m. Its long fetch, relatively shallow depth, and geology results in a high degree of mixing, an isothermal water column, and high turbidity (Secchi = 0.1-1.0 m south basin, 1.0-3.0 m north basin) (Brunskill 1973).

The Lake has 3 basins; The South Basin is shallower (\bar{Z} = 9.7 m) than the larger North Basin (\bar{Z} = 13.3 m), and the two basins are separated by The Narrows Basin (\bar{Z} = 7.2 m) which, because of its width, is subject to strong currents associated with the northward drainage of the Lake, and with wind-generated seiches.

The north, west, south and southeast shores and watersheds of Lake Winnipeg are in sedimentary (Palaeozoic and Mesozoic) basins, while the eastern shore and its watersheds are on the Precambrian Shield, and are influenced by inflowing water of different chemistry than the rest of the Lake. More detailed descriptions of the Lake and its watershed are found in Brunskill et al. (1980).

Neave (1934) characterized the Lake as having distinct in-shore and off-shore zones. Much of the in-shore zone consists of rocky shores, which are wave swept most of the time, but which can be exposed and dried during fluctuations in water level (1 m in a few hours). There are also long stretches of sandy beaches and many large protected bays in the in-shore of the Lake. The off-shore consists of fine mud, mostly silts and clays (Brunskill and Graham 1979).

ADULT COLLECTIONS

In 1969, adult insects were collected in conjunction with the whole lake limnological survey. During each of the cruises (June to September) modified New Jersey light traps (Mulhern 1942) were set up at dusk, when the sampling vessel was docked for the night, and collected at dawn (Table 1, Fig. 1). The sampling schedule of the baseline survey was such that collections were made at a variety of locations and dates in June, early July, late July, and September.

To allow a more complete seasonal sampling of insect flight times, insect emergence and flight was monitored at 5 sites in the Narrows Basin of the Lake near Beaver Point in 1971 (Fig. 1). Light traps were set several times a week from early June to mid-September at Beaver Point and Calder's Dock, and from mid-July to mid-September at 20 Mile Creek, Old Fishing Dock, and Hecla Island. During peak emergence

periods, some traps overfilled, and only contents of the sample jars were collected. Forty submerged funnel emergence traps (0.10 m² sampling area) (Flannagan and Lawler 1972) were sampled from June to September at Washaw Bay near Beaver Point to monitor adult emergence. The traps were set in one to four meters of water depth. Lake Winnipeg is subject to heavy wave action due to the long fetches, and as a result emergence traps were often lost or damaged.

Larval rearing of several chironomid species was carried out in both 1969 and 1971 to associate adult with larval material, and to provide more complete descriptions of new species. Larvae were collected with a Birge-Ekman dredge and reared through to adults in vials, one larva per vial to allow association of larval and adult material.

RESULTS AND DISCUSSION

A total of 24 families or sub-families, 117 genera and at least 384 species of aquatic insects was collected during the two study years (Table 2). All but a few families (subfamilies) and genera and most of the commonly occurring species were distributed in each of the Lake basins. A few of the rarer species appeared to have restricted distributions, although this may be a sampling artifact.

The 1969 light trap samplings, because they followed the ship (Table 1), provided only distributional data. The 1971 results, being more systematic, provided more complete data on flight periods, emergence times and species distributions, but within a limited area of the Lake. Although abundance data is presented, it is limited by the efficiency of the sampling method. Possible variation in attraction to light traps by insect species may lead to misrepresentation of actual species abundance. In addition, adults emerging from sources other than the Lake (nearby ponds, rivers, etc.) may be attracted to the traps. The use of light trap data as an indication of voltinism is limited because wind, temperature, precipitation, humidity and even lunar phases can interfere with the collecting efficiency of these samplers giving false flight and

emergence patterns. Only when benthic samples are taken in conjunction with emergence samples can life cycles and voltinism be fully understood. In spite of these shortcomings, useful information on the species composition and flight periods of aquatic insects of Lake Winnipeg resulted from these two years of study.

Ephemeroptera

A total of 8 families, 14 genera and 18 species of Ephemeroptera was collected in light traps in 1969 and 1971 (Table 2). Thirteen of these species were collected in 1969, while all but Heptagenia elegantula were represented in the 1971 collections. Heptageniidae with four genera and six species, was the most diverse family of mayflies. Ephemeridae, Caenidae and Heptageniidae made up over 90% of the specimens collected in 1971. Approximately 50% of the total mayfly catch consisted of Hexagenia, one of the dominant off-shore benthic invertebrates of Lake Winnipeg (Flannagan 1979; Flannagan and Cobb 1984; Chang et al. 1993). Caenis amica and C. latipennis together made up approximately 20% of the total catch in 1971.

Several lotic mayfly species, including Heptagenia pulla and Ecdyonurus hebe were collected in the light traps. These species are usually associated with coarse substrates in rivers; apparently, the wave-washed rocky shoreline of Lake Winnipeg provides suitable habitat for these species.

The 18 species collected in this study represents 23% of all mayfly species reported in Manitoba (Flannagan and Flannagan 1982). Neave (1934) collected 17 species (excluding those recorded only from rivers) from the Lake between 1927-1931 (Table 3, Appendix 1a), of which 13 species were also present in the 1969 and 1971 collections. The four mayfly species recorded by Neave (1934) from the Lake but not collected in the present study are: two species of Proclleon, Callibaetis ferrugineus and Leptophlebia nebulosa. C. ferrugineus closely resembles C. pallidus, differing only in coloration, a characteristic which can at times be undependable (Check 1982). Thus the records may be of the same species. Leptophlebia species emerge in spring, and may have emerged before the 1971 light trapping program. The

absence of the two species of Procladius in the present study cannot be explained, unless these species are not attracted to light.

Mayfly flight periods ranged over the full sampling period (early June to mid-September) in 1971 (Fig. 2). Only four species had flight periods starting after July. Distinct peaks were evident for some species (e.g. Hexagenia spp.), while others showed continuous flight periods, with small peaks (e.g. Stenacron interpunctatum, H. pulla, Caenis spp.). Flight patterns with several peaks may indicate complex life cycles, or may result from a sampling artifact; benthic data would be required to establish the nature of these patterns. Flannagan (1979) reported Hexagenia limbata to follow an alternating 22 and 14 month life cycle in the South Basin, a two year life cycle in the North Basin, and a mixture of the two in the Narrows Basins of the Lake. Life history data suggested the main emergence to be in early July, with another smaller peak later in the summer. In our study, flight periods for Hexagenia spp. in the 1971 light trappings lasted from early July to late August, peaking in mid-July.

Trichoptera

A total of 11 families, 32 genera, and 88 species of Trichoptera was collected in the light traps (Table 2). Seventy-four of the species (84% of total) were collected in 1971, while 56 species (64% of total) were represented in the 1969 collections. The family Leptoceridae was represented by 25 species, while 18 species of Limnephilidae were collected, although often in low numbers.

Flannagan and Cobb (1981) reported that of the three off-shore caddisfly species occurring in the benthic samples, Oecetis inconspicua was alone in the South Basin and common in the Narrows, having replaced Molanna flavicornis and Phryganea cinerea in the South Basin since Neave's (1934) report. Similarly, in light traps the most commonly captured species was O. inconspicua (>10,000 specimens), representing 33% of total numbers; Molanna flavicornis was rare, except in the North Basin.

Ceraclea ancylus and C. resurgens each contributed approximately 15% of the total light trap catches. Ceraclea spp. occurred rarely in the

1969 off-shore benthic samples, so it is likely that most of its contribution to light trap collections was from in-shore populations, where Neave (1934) found this genus to be abundant.

Several caddisfly species collected in this study are considered to be lotic (e.g. Psychomyia flavida), while others are considered to be mainly lotic, but also occur in lakes (e.g. Hydropsyche alternans). While individuals of lotic species collected in our study may have originated from nearby streams, it is likely that the wave-washed shore supports a community of lotic species.

This study collected 61 species more than was recorded from the Lake by Neave (1934) (Table 3, Appendix 1b). This may reflect the efficiency of light traps in collecting adult caddisflies in the present study, combined with the difficulty in species identification of larvae and the limited searches in typical habitats of Limnephilidae by Neave (1934). In addition, Neave did not include the Hydroptilidae, here represented by 14 species. As a result, only 22 species were common to both studies, representing a 25% faunal similarity.

Flight periods of Trichoptera covered the entire light trap sampling period (early June to mid-September) (Fig. 3). The flight period for the majority of species was between late-June and mid-July, with a distinct autumn group comprised mainly of Limnephilidae. Several species had extended flight periods, with single or several peaks. Without detailed life history data, it is difficult to determine the voltinism of these species; however Hydropsyche spp., for example, can have multiple generations in a single season under the right conditions of food and temperature (MacKay 1978).

Chironomidae

Five sub-families, nine tribes, 71 genera and at least 278 species of Chironomids were collected during the two study years. The subfamily Chironominae provided most taxa: the tribe Chironomini having 83 species, the tribe Tanytarsini with at least 35 species, and the tribe Pseudochironomini with six species.

Approximately 15% of the species collected in this light trap study were collected in the 1969 Lake

Winnipeg benthic survey, which sampled only waters deeper than 4 m.

During 1971, the most abundant species caught in light traps was Chironomus decorus, comprising 85% of the total. Chironomus muratensis, and Tanytarsus confusus were next most abundant at <3% of the total. Although completely dominating the light trap catches, C. decorus was not the most common chironomid species recorded in the 1969 Lake Winnipeg limnological survey (Chang et al. 1993).

More than half the chironomid species had flight periods which commenced during June, and most of these species had flight times extending until September (Fig. 4). It was difficult to discern voltinism, but distinct peak captures in the light traps are indicated were possible. Relatively few chironomid species had flight times beginning in late summer.

Many previously unknown species were collected in the 1969 and 1971 light trap studies; descriptions of these species is currently underway and will soon be published (Saether, University of Bergen, N-5007 Bergen, Norway, pers. comm.).

CONCLUSIONS

The results of the 1969 and 1971 light trappings on Lake Winnipeg indicate a highly diverse insect fauna. There appears to be a distinct off-shore and near-shore fauna, with more species represented from the latter zone. Further studies of the life cycles and adaptations of species inhabiting the wave-swept shores of large lakes is required. These shores are highly turbulent due to wave action, often totally exposed due to water level fluctuations resulting from seiches and seasonal lake level changes, and frozen from November to May.

In spite of some of the shortcomings of light-traps as a sampling method for aquatic insects, useful information on the species diversity and distribution of Lake Winnipeg insects resulted from the two years of light trapping. This study will help to provide a base-line for documenting changes in the condition of the Lake.

ACKNOWLEDGMENTS

Preparation of this report was assisted by a grant from the North Dakota Water Resources Research Institute Inter-basin Biota Transfer Study Program. The authors thank Ms. D. Laroque who prepared the report. A. Wiens and R. McNicol reviewed an early draft of this report. Mr. D. Ruiter assisted in identification of the Limnephilidae.

REFERENCES

- BAJKOV, A. 1930. Biological conditions in Manitoba Lakes. *Contrib. Can. Biol. Fish.* NS. 5: 383-422.
- BRUNSKILL, G.J. 1973. Rates of supply of nitrogen and phosphorus to Lake Winnipeg, Manitoba, Canada. *Int. Ver. theor. angew. Limnol. Verh.* 18: 1755-1759.
- BRUNSKILL, G.J., and B.W. GRAHAM. 1979. The offshore sediments of Lake Winnipeg. *Can. Fish. Mar. Serv. Manusc. Rep.* 1540: v + 75 p.
- BRUNSKILL, G.J., S.E.M. ELLIOT, and P. CAMPBELL. 1980. Morphometry, hydrology, and watershed data pertinent to the limnology of Lake Winnipeg. *Can. Manusc. Rep. Fish. Aquat. Sci.* 1556: v + 23 p.
- CHANG, P.S.S., D.G. COBB, J.F. FLANNAGAN, and O.A. SAETHER. 1992. The Oligochaetes from the 1969 Lake Winnipeg baseline survey. *Can. Data Rep. Fish. Aquat. Sci.* 869: iv + 35 p.
- CHANG, P.S.S., D.G. COBB, J.F. FLANNAGAN, and O.A. SAETHER. 1993. The aquatic insects from the 1969 Lake Winnipeg baseline survey. *Can. Data Rep. Fish. Aquat. Sci.* 897: v + 77 p.
- CHECK, G.R. 1982. A revision of the North American species of Callibaetis (Ephemeroptera: Baetidae). Unpublished Ph.D thesis, University of Minnesota, MN. 157 p.

- FLANNAGAN, J.F. 1979. The burrowing mayflies of Lake Winnipeg, Manitoba, Canada, p. 103-114. In K. Pasternak and R. Sowa (eds.) Proceedings of the 2nd International Conference on Ephemeroptera. Panstwowe Wydaunictwo Naukowe, Warsaw-Krakow.
- FLANNAGAN, J.F., and D.G. COBB. 1981. Changes in the profundal Trichoptera of Lake Winnipeg 1928-32 to 1969, p. 67-74. In G.P. Moretti (ed.) Proceedings of the Third International Symposium on Trichoptera. W. Junk, The Hague [Ser. Entomol. (Hague) 20].
- FLANNAGAN, J.F., and D.G. COBB. 1984. Production of Hexagenia limbata (Serville) and H. rigida McDunnough in Lake Winnipeg, Manitoba, p. 307-315. In V. Landa, T. Soldan, and M. Tonner (eds.) Proceedings of the IVth International Conference on Ephemeroptera. Bechyne, Czechoslovakia, CSAV, Ceske Budejovice, Czechoslovakia.
- FLANNAGAN, J.F., and D.G. COBB. 1991. The molluscs from the 1969 Lake Winnipeg baseline survey. Can. Manuscr. Rep. Fish. Aquat. Sci. 2127: iv + 35 p.
- FLANNAGAN, J.F., and G.H. LAWLER. 1972. Emergence of caddisflies (Trichoptera) and mayflies (Ephemeroptera) from Heming Lake, Manitoba. Can. Entomol. 104: 173-183.
- FLANNAGAN, P.M., and J.F. FLANNAGAN. 1982. Present distribution and the post-glacial origin of the Ephemeroptera, Plecoptera, and Trichoptera of Manitoba. Man. Dep. Nat. Resour. Fish. Tech. Rep. 82-1: ii + 79 p.
- MACKAY, R.J. 1978. Life history patterns of some species of Hydropsyche (Trichoptera: Hydropsychidae) in southern Ontario. Can. J. Zool. 57: 963-975.
- MULHERN, T.D. 1942. New Jersey mechanical trap for mosquito surveys. New Jersey Agric. Exp. Sta. Circ. 421: 1-8.
- NEAVE, F. 1932. A study of the Mayflies (Hexagenia) of Lake Winnipeg. Contrib. Can. Biol. Fish. 7: 177-201.
- NEAVE, F. 1933. Ecology of two species of Trichoptera in Lake Winnipeg. Int. Rev. Gesamten Hydrobiol. 29: 17-28.
- NEAVE, F. 1934. A contribution to the aquatic insect fauna of Lake Winnipeg. Int. Rev. Gesamten Hydrobiol. 31: 157-170.
- SLACK, H.D. 1967. A brief survey of the profundal benthic fauna of lakes in Manitoba. J. Fish. Res. Board Can. 24: 1017-1033.

Table 1. Location, date and reference number of light trap stations during the 1969 Lake Winnipeg survey.

Location	Longitude Latitude	Sample Date	Reference Number
<u>South Basin</u>			
Victoria Beach	96°33'w 50°42'n	June 4	1
		July 9	7
		July 25	16
Gimli Wharf	96°57'w 50°38'n	July 24	15
		Sept 9	30
Hnausa Wharf	96°57'w 50°54'n	Sept 8	29
Gull Harbour	96°35'w 51°11'n	July 16	14
<u>Narrows</u>			
Pine Dock	96°52'w 51°37'n	July 10	8
		July 31	22
		Sept 2	23
Matheson Island Wharf	96°58'w 51°43'n	June 5	2
		July 26	17
McBeth Harbour	97°20'w 52°08'n	July 30	21
		Sept 7	28
McCreary Island	97°50'w 52°14'n	July 15	13
<u>North Basin</u>			
Reindeer Island	98°15'w 52°27'n	June 10	6
George Island	97°38'w 52°48'n	June 6	3
		July 11	9
		July 12	10
		July 27	18
		Sept 3	24
Mukatawa River bouy 1.5 km off Long Point	97°35'w 53°10'n	Sept 3	24
	98°25'w 53°03'n	July 14	12
		Sept 6	27
3 km off Grand Rapids	99°15'w 53°13'n	June 8	5
		July 13	11
		Sept 4	25
		July 28	19
Grand Rapids Wharf	99°16'w 53°10'n	Sept 5	26
		July 28	19
Horse Island	99°11'w 53°19'n	June 7	4
		July 29	20

Table 2. Species list and abundance of adult Ephemeroptera, Trichoptera and Chironomidae collected from Lake Winnipeg in light traps, emergence traps and insect rearings during the 1969 baseline survey and at Beaver Point in 1971.

Taxa	1969 Survey		Beaver Point	
	South	Narrows North		
Order Ephemeroptera				
Family Baetidae				
<u>Baetis cf. flavistriga</u> McDunnough	4	-	12	4
<u>Callibaetis pallidus</u> Banks	-	-	-	1
Family Heptageniidae				
<u>Ecdyonurus hebe</u> (McDunnough)	1	-	-	7
<u>Heptagenia elegantula</u> (Eaton)	3	-	-	-
<u>H. pulla</u> (Clemens)	-	12	-	111
Heptageniidae spp.	14	2	26	234
<u>Stenacron interpunctatum</u> (Say)	75	59	119	379
<u>Stenonema femoratum</u> (Say)	19	41	30	792
<u>Stenonema terminatum</u> (Walsh)	3	-	2	6
<u>Stenonema</u> spp.	-	-	-	149
Family Leptophlebiidae				
<u>Leptophlebia cupida</u> (Say)	-	-	-	2
Family Ephemerellidae				
<u>Ephemerella</u> sp.	-	-	-	2
Family Tricorythidae				
<u>Tricorythodes minutus</u> Traver	-	-	-	3
Family Caenidae				
<u>Brachycercus prudens</u> (McDunnough)	-	-	-	2
<u>Caenis amica</u> Hagen	5	70	3	759
<u>C. latipennis</u> Banks	12	64	1632	691
<u>Caenis</u> spp.	-	3	15	7
Family Ephemeridae				
<u>Ephemera simulans</u> Walker	61	-	522	75
<u>Hexagenia limbata</u> Serville	9	3	24	232
<u>H. rigida</u> McDunnough	-	5	14	72
<u>Hexagenia</u> spp. (females)	1	1	14	3711
Family Polymitarcidae				
<u>Ephoron album</u> (Say)	1	-	-	6
Order Trichoptera				
Family Psychomyiidae				
<u>Psychomyia flavida</u> Hagen	189	20	50	457

Table 2. Cont'd.

Taxa	1969 Survey		Beaver Point	
	South	Narrows North		
Family Polycentropodidae				
<u>Neureclipsis bimaculatus</u> (L.)	8	-	31	13
<u>N. crepuscularis</u> (Walker)	-	-	-	2
<u>N. validus</u> (Walker)	62	76	11	456
<u>Nyctiophylax affinis</u> (Banks)	71	33	63	191
<u>Phylocentropus placidus</u> (Banks)	-	-	-	3
<u>Polycentropus aureolus</u> (Banks)	3	-	-	1
<u>P. cinereus</u> Hagen	94	18	122	1018
<u>P. flavus</u> (Banks)	102	1	20	46
<u>P. interruptus</u> (Banks)	-	-	-	3
<u>P. remotus</u> Banks	3	-	4	-
Family Hydropsychidae				
<u>Cheumatopsyche campyla</u> Ross	157	197	41	1946
<u>C. miniscula</u> (Banks)	-	-	-	3
<u>C. pettiti</u> (Banks)	-	1	-	3
<u>Cheumatopsyche</u> spp	393	3699	354	-
<u>Hydropsyche alternans</u> (Walker)	29	12	18	2722
<u>H. confusa</u> (Walker)	21	10	1	-
<u>H. morosa</u> Hagen	-	-	6	6
<u>H. scalaris</u> Hagen	1	-	-	-
<u>Hydropsyche</u> spp	259	34	83	-
Family Hydroptilidae				
<u>Agraylea multipunctata</u> Curtis	8	-	8	13
<u>Hydroptila albicornis</u> Hagen	35	193	23	652
<u>H. armata</u> Ross	7	-	7	4
<u>H. consimilis</u> Morton	26	100	49	158
<u>H. hamata</u> Morton	6	32	-	144
<u>H. spatulata</u> Morton	14	6	45	81
<u>H. vala</u> Ross	1	-	-	5
<u>H. waubesiana</u> Betten	14	137	1274	106
<u>H. wyomia</u> Denning	-	-	-	21
<u>Ithytrichia clavata</u> Morton	-	-	-	82
<u>Neotrichia</u> sp.	-	-	-	59
<u>Orthotrichia cristata</u> Morton	-	9	-	1
<u>Oxyethira serrata</u> Ross	-	-	-	1
<u>O. zeronia</u> Ross	-	4	-	-
Family Phryganeidae				
<u>Agrypnia glacialis</u> (Hagen)	-	-	-	1
<u>A. improba</u> (Hagen)	2	3	3	-
<u>A. straminea</u> Hagen	-	-	2	5
<u>Banksiola crotchi</u> Banks	-	-	-	6
<u>Phryganea cinerea</u> Walker	1	1	2	12
<u>Ptilostomis ocellifera</u> (Walker)	-	-	-	1
<u>P. semifasciata</u> (Say)	-	-	-	1

Table 2. Cont'd.

Taxa	1969 Survey		Beaver Point
	South	Narrows North	
Family Limnephilidae			
<u>Anobolia consocia</u> (Walker)	-	-	6
<u>Asynarchus rossi</u> (Leonard & Leonard)	-	-	1
<u>Limnephilus canadensis</u> Banks	-	-	1
<u>L. externus</u> Hagen	-	-	12
<u>L. femoralis</u> Kolenati	-	-	2
<u>L. hyalinus</u> Hagen	4	-	4
<u>L. infernalis</u> (Banks)	-	-	3
<u>L. kennicottii</u> (Banks)	-	-	1
<u>L. minisculus</u> (Banks)	-	1	-
<u>L. moestus</u> Banks	-	-	1
<u>L. ornatus</u> Banks	-	-	-
<u>L. nimmoi</u> Roy and Harper	-	-	1
<u>L. parvulus</u> (Banks)	-	-	-
<u>L. secludens</u> Banks	-	-	-
<u>L. sericeus</u> (Say)	-	1	2
<u>L. thorus</u> Ross	-	-	4
<u>Nemotaulius hostilis</u> (Hagen)	-	-	2
<u>Pycnopsyche subfasciata</u> (Say)	-	1	2
Family Lepidostomatidae			
<u>Lepidostoma togatum</u> (Hagen)	4	15	41
Family Molannidae			
<u>Molanna flavicornis</u> Banks	1	11	499
<u>M. uniophila</u> Vorhies	3	22	22
Family Helicopsychidae			
<u>Helicopsyche borealis</u> (Hagen)	51	12	16
Family Leptoceridae			
<u>Ceraclea alagma</u> (Ross)	-	-	-
<u>C. ancyclus</u> (Vorhies)	16	60	350
<u>C. annulicornis</u> (Stephens)	20	322	12
<u>C. arielles</u> (Denning)	-	-	-
<u>C. cancellata</u> (Betten)	-	1	-
<u>C. diluta</u> (Hagen)	1425	101	100
<u>C. erratica</u> (Milne)	-	-	-
<u>C. resurgens</u> (Walker)	217	101	100
<u>C. tarsi-punctata</u> (Vorhies)	16	7	1
<u>C. transversa</u> (Hagen)	12	18	17
<u>Mystacides interjecta</u> (Banks)	3	-	2
<u>M. sepulchralis</u> (Walker)	7	1	-
<u>Nectopsyche albida</u> (Walker)	-	-	-
<u>N. candida</u> (Hagen)	-	-	-
<u>N. diarina</u> Ross	-	-	-
<u>N. exquisita</u> (Walker)	-	-	-
<u>Oecetis avara</u> (Banks)	-	1	1
<u>O. cinerascens</u> (Hagen)	-	-	1
<u>O. immobilis</u> (Hagen)	3	-	1
<u>O. inconspicua</u> (Walker)	98	58	120
<u>O. ochracea</u> (Curtis)	16	3	71

Table 2. Cont'd.

Taxa	1969 Survey		Beaver Point
	South	Narrows North	
<u>Trianodes aba</u> Milne	-	1	9
<u>T. baris</u> Ross	-	2	1
<u>T. frontalis</u> (Banks)	-	1	2
<u>T. tarda</u> (Milne)	1	1	14
Family Brachycentridae			
<u>Micrasema scissum</u> McLachlan	-	-	1
Order Diptera			
Family Chironomidae ¹			
Subfamily Tanypodinae			
Tribe Coleotanypodini			
<u>Clinoptanypus (Clinotanypus) pinguis</u> (Loew)	-	-	1
Tribe Macropelopiini			
<u>Psectrotanypus dyari</u> (Coquillett)	1	-	-
Tribe Procladiiini			
<u>Procladius bellus</u> (Loew)	24	24	5
<u>P. (Holotanypus) culiciformis</u> (L.)	41	24	50
<u>P. (Holotanypus) denticulatus</u> Sublette	13	84	622
<u>P. (Holotanypus) freemani</u> Sublette	18	25	447
<u>P. (Holotanypus) paragretis</u> Roback	6	-	3
<u>P. (Holotanypus) sublettei</u> Roback	12	35	15
Tribe Tanypodini			
<u>Tanypus (Tanypus) punctipennis</u> Meigen	-	-	1
<u>T. (Tanypus) vilipennis</u> (Keiffer)	-	-	4
Tribe Pentaneurini			
<u>Ablabesmyia (Karelia) illinoensis</u> (Malloch)	3	1	1
<u>A. (Karelia) pulchripennis</u> (Lundb.)	1	-	-
<u>Ablabesmyia (Ablabesmyia) aspera</u> Roback	-	22	8
<u>A. (Ablabesmyia) basalis</u> (Walley)	1	2	1
<u>A. (Ablabesmyia) mallochi</u> (Walley)	3	1	3
<u>A. (Ablabesmyia) monilis</u> (L.)	-	1	2
<u>A. (Asyia) annulata</u> (Say)	15	8	6
<u>Conchapelopia currani</u> (Walley)	-	-	-
<u>C. telema</u> Roback	-	-	3
<u>Thelopelopia okoboji</u> (Walloch)	-	4	-
<u>Hayesomyia senata</u> (Walley)	1	-	-
<u>Thienemannimyia (T.) norena</u> (Roback)	-	1	-
<u>Guttipelopia guttipennis</u> (v.d. Wulp)	-	2	-
<u>Helopelopia</u> sp. n.	-	-	1
<u>Labrundinia pilosella</u> (Loew)	-	-	-
<u>Paramerina smithae</u> (Sublette)	-	-	1
Subfamily Diamesinae			
Tribe Diamesini			
<u>Potthastia longimanus</u> Kieffer	3	-	10
Subfamily Prodiamesinae			
<u>Monodiamesa depectinata</u> Saether	-	-	-
			8

Table 2. Cont'd.

Taxa	1969 Survey		Beaver Point
	South	Narrows North	
Subfamily Orthoclaadiinae			
<u>Acricotopus nitidellus</u> (Malloch)	-	-	7
<u>Baeoctenus bicolor</u> Saether	2	-	-
<u>Brilla flavifrons</u> (Johannsen)	-	1	4
<u>Camptocladus stercornarius</u> (De Geer)	4	5	3
<u>Corynoneura lobata</u> Edwards	1	1	1
<u>C. scutellata</u> Winnertz	1	1	1
<u>Corynoneura</u> n. sp.	2	-	1
<u>Cricotopus (Cricotopus) annulator</u> Goetghebuer	6	3	9
<u>C. (Cricotopus) abanus</u> Curran	2	-	-
<u>C. (Cricotopus) bicinctus</u> (Meigen)	1	8	21
<u>C. (Cricotopus) coronatus</u> Hirvenoja	1	-	1
<u>C. (Cricotopus) festivellus</u> (Kieffer)	2	6	20
<u>C. (Cricotopus) pilosellus</u> Brundia	-	-	-
<u>C. (Cricotopus) triannulatus</u> Macguart	44	13	6
<u>C. (Cricotopus) trifascia</u> Edwards	12	103	7
<u>C. (Cricotopus) varipes</u> Coquillett	1	2	1
<u>C. (Cricotopus) vierriensis</u> Goetghebuer	-	-	-
<u>C. (Isocladus) intersectus</u> (Staeger)	281	19	31
<u>C. (I.) ornatus</u> (Meigen) ²	-	-	-
<u>C. (I.) pilitarsis</u> (Zetterstedt)	-	1	1
<u>C. (I.) sylvestris</u> (Fabricius)	17	18	20
<u>Epicocladus flavens</u> (Malloch)	12	11	2
<u>Heterotanytarsus</u> sp. n.	-	1	-
<u>Heterotrissocladus changi</u> Saether	-	-	14
<u>Hydrobaenus johannseni</u> (Sublette)	-	-	25
<u>Limnophyes brachytomus</u> (Kieffer)	-	-	-
<u>L. margaretae</u> Saether	-	-	-
<u>L. minimus</u> (Meigen)	2	-	-
<u>L. natalensis</u> (Kieffer)	-	-	1
<u>L. ninae</u> Saether	-	-	-
<u>L. pilicistulus</u> Saether ²	-	-	-
<u>L. pumilio</u> (Holmgren)	1	-	-
<u>Mesocricotopus thienimanni</u> (Goetghebuer) ²	-	-	-
<u>Metriocnemus</u> sp.n.	2	7	8
<u>Nanocladus anderseni</u> Saether	-	21	-
<u>N. cf. balticus</u> (Palmen) var.	-	1	-
<u>N. distinctus</u> (Malloch)	1	-	1
<u>N. cf. parvulus</u> (Kieffer)	2	-	1
<u>Orthocladus (Eudactylocladius) dubitatus</u> Johannsen	17	-	-
<u>O. (Eudactylocladius) mixtus</u> (Holmgren)	-	-	1
<u>O. (Orthocladus) dentifer</u> Brundin	-	-	1
<u>O. (Orthocladus) manitobensis</u> Saether	17	45	90
<u>O. (Orthocladus) nigritus</u> Malloch	-	-	2
<u>O. (Orthocladus) obumbratus</u> Johannsen	2	5	49
<u>O. (Symposiocladus) lignicola</u> Kieffer	-	2	-
<u>Parakiefferella bathophila</u> Kieffer	-	3	6
<u>P. subaterrima</u> (Malloch)	-	3	51
<u>Parakiefferella</u> sp.n.	1	-	17
<u>Paraphaenocladus exagitans</u> (Johannsen)	-	-	-
<u>P. masthecus</u> Saether	1	1	-

Table 2. Cont'd.

Taxa	1969 Survey			Beaver Point
	South	Narrows	North	
<u>Psectrocladius (Allopsectrocladius) flavus</u> (Joh.)	2	2	2	6
<u>P. (Allopsectrocladius) nigrus</u> Roback	2	2	1	-
<u>P. (Psectrocladius) barbimanus</u> (Edwards)	-	-	10	-
<u>P. (Psectrocladius) limbatellus</u> (Holmgren)	1	4	8	-
<u>P. (Psectrocladius) simulans</u> (Johannsen)	1	4	16	2
<u>P. (Psectrocladius) sp. A</u>	-	3	-	-
<u>P. (Psectrocladius) sp. B</u>	4	4	7	-
<u>P. (Psectrocladius) sp. C</u>	3	1	3	-
<u>Rheocricotopus (Psilocotopus) glabricollis</u> (Meigen)	-	3	-	-
<u>Smittia aterrima</u> (Meigen)	98	1	-	3
<u>Smittia sp.n.A</u>	147	6	1	4
<u>Smittia sp.n.B</u>	-	1	-	-
<u>Smittia sp.n.C</u>	198	4	-	4
<u>Synorthocladius semivirens</u> (Keiffer)	3	1	4	55
<u>Thienimanniella xena</u> (Roback)	10	-	-	33
Subfamily Chironominae				
Tribe Tanytarsini				
Subtribe Zavrelliina				
<u>Stempellina sp.n. A</u>	4	529	706	2
<u>Stempellina sp.n. B</u>	-	-	1	-
<u>Stempellina sp.n. C</u>	23	-	-	-
Subtribe Tanytarsina				
<u>Cladotanytarsus amandus</u> Hirvenoja ²	-	-	-	-
<u>C. atridorsum</u> Kieffer	22	8	77	-
<u>C. mancus</u> (Walker)	5	-	6	43
<u>C. viridiventris</u> (Malloch)	1	2	24	12
<u>Cladotanytarsus sp.n.³</u>	-	-	-	-
<u>Micropsectra sp.</u>	-	3	1	-
<u>Neozavrelia sp.n.</u>	-	-	1	-
<u>Paratanytarsus laccophilus</u> (Edwards)	-	-	-	1
<u>Paratanytarsus sp.n.³</u>	-	-	-	-
<u>Rheotanytarsus exiguus</u> (Johannsen)	-	3	-	-
<u>Tanytarsus allicis</u> Sublette	1	42	6	-
<u>T. confusus</u> Malloch	2	-	-	1379
<u>T. curticornis</u> Kieffer	-	-	3	-
<u>T. dendyi</u> Sublette	-	2	2	1
<u>T. fimbriatus</u> Reiss & Fittkau	8	-	-	-
<u>T. inaequalis</u> Goetghebuer	-	2	46	-
<u>T. medius</u> Reiss & Fittkau	-	15	-	-
<u>T. mendax</u> Kieffer	2	378	4	14
<u>T. nemorosus</u> Edwards	-	-	-	11
<u>T. neoflavellus</u> Malloch	1	10	22	22
<u>T. norvegicus</u> Kieffer	1	1	25	-
<u>T. recens</u> Sublette	-	-	-	4
<u>T. usmaensis</u> Pagast	-	-	-	10
<u>Tanytarsus sp.n.⁴</u>	-	-	-	-

Table 2. Cont'd.

Taxa	1969 Survey			Beaver Point
	South	Narrows	North	
Tribe Pseudochironomini				
<u>Pseudochironomus articaudus</u> Saether	6	9	-	1
<u>P. badius</u> Saether	-	1	69	-
<u>P. crassus</u> Townes	-	-	1	-
<u>P. fulviventris</u> (Johannsen)	13	982	68	25
<u>P. middlekauvfi</u> Townes	-	-	-	2
<u>P. rex</u> Hauber	26	127	104	389
Tribe Chironomini				
<u>Axarus scopula</u> (Townes)	44	53	190	-
<u>Chironomus (Camptochironomus) pallidivittatus</u> Mall.	-	1	1	16
<u>C. (Camptochironomus) tentans</u> Fabricius	1	20	16	69
<u>C. (Chaetolabis) atroviridis</u> (Townes)	-	3	1	-
<u>C. (Chironomus) anthracinus</u> (Zetterstedt)	-	-	2	-
<u>C. (Chironomus) atrella</u> Townes	-	-	1	-
<u>C. (Chironomus) atritibia</u> Malloch	-	-	10	4
<u>C. (Chironomus) crassicaudatus</u> Malloch	3	34	-	167
<u>C. (Chironomus) decorus</u> Johannsen	7	42	172	48923
<u>C. (Chironomus) maturus</u> Johannsen	-	-	2	1
<u>C. (Chironomus) muratensis</u> Ryser, Scholl & Wulker	331	567	9168	1645
<u>C. (Chironomus) plumosus</u> (L.)	-	-	80	1
<u>C. (Chironomus) riparius</u> Meigen	-	-	1	1
<u>C. (Chironomus) staegeroi</u> Lundbeck	-	-	1	-
<u>C. (Chironomus) tuxis</u> Curran	-	-	-	3
<u>Cladopelma viridula</u> (L.)	1	45	1	-
<u>Cryptochironomus blarina</u> Townes	-	-	-	3
<u>C. digitatus</u> (Malloch)	228	144	180	43
<u>C. psittacinus</u> (Meigen)	103	222	39	57
<u>Cryptochironomus</u> sp.n. A	69	509	224	292
<u>Cryptochironomus</u> sp.n. B	1	-	-	6
<u>Cryptochironomus</u> sp.n. C	4	20	9	12
<u>Cryptochironomus</u> sp.n. D	-	-	-	1
<u>Cryptotendipes casuarius</u> (Townes)	1080	348	267	824
<u>C. darbyi</u> (Sublette)	342	40	55	252
<u>C. emorsus</u> (Townes)	-	-	-	4
<u>C. pillicuspis</u> Saether	-	1	-	22
<u>Demicryptochironomus cuneatus</u> (Townes)	3	19	4	32
<u>Dicrotendipes botaurus</u> (Townes)	-	-	5	-
<u>D. leucoscelis</u> (Townes)	-	1	-	-
<u>D. milleri</u> (Townes)	-	1	-	1
<u>D. modestus</u> (Say)	-	4	7	153
<u>D. neomodestus</u> (Malloch)	14	8	15	41
<u>D. nervosus</u> (Staeger)	1	1	2	7
<u>Endochironomus nigricans</u> (Johannsen)	2	6	32	7
<u>E. subtendens</u> (Townes)	8	1	81	74
<u>Einfeldia synchrona</u> Oliver	-	-	-	1
<u>E. sp. A</u>	-	4	-	-
<u>E. sp. B</u>	-	2	-	1
<u>Harnischia curtilamellata</u> (Malloch)	263	464	1146	205
<u>Microchironomus nigrovittatus</u> (Malloch)	75	2	1	8
<u>Microtendipes caducus</u> Townes	-	-	5	5
<u>M. pedullus pedullus</u> (DeGeer)	3	46	30	197

Table 2. Cont'd.

Taxa	1969 Survey		Beaver Point	
	South	Narrows North		
<u>Nilothauma</u> sp. n.	-	-	5	-
<u>Pagastiella ostanso</u> (Webb)	-	31	-	1
<u>Paracladopelma galaptera</u> (Townes)	-	-	1	-
<u>P. undine</u> (Townes)	-	5	1	3
<u>Parachironomus abortivus</u> (Malloch)	27	71	26	50
<u>P. digitalis</u> Edwards	-	-	1	-
<u>P. elodeae</u> (Townes)	-	1	-	-
<u>P. frequens</u> (Johannsen)	154	42	143	78
<u>P. parilis</u> (Walker)	-	-	-	1
<u>P. potamogeti</u> (Townes)	-	8	8	12
<u>P. tenuicaudatus</u> (Malloch)	-	5	-	2
<u>P. vitiosus</u> (Goetghebuer)	12	15	19	8
<u>P. sp. n. A</u>	1	-	-	-
<u>P. sp. n. B²</u>	-	-	-	-
<u>Paralauterborniella nigrohalterale</u> (Malloch)	-	-	-	3
<u>Paratendipes albimanus</u> (Meigen)	7	31	17	7
<u>Phaenopsectra flavipes</u> (Meigen)	-	-	-	3
<u>P. obediens</u> (Johannsen)	-	-	-	2
<u>P. punctipes</u> (Wiedemann)	-	-	-	1
<u>Polypedilum (Pentapedilum) sordens</u> (v.d. Wulp)	-	-	2	60
<u>P. (Pentapedilum) tritum</u> (Walker)	-	-	-	3
<u>P. (Pentapedilum) sp. n.</u>	-	-	1	2
<u>Polypedilum (Polypedilum) braseniae</u> (Leathers)	-	-	-	1
<u>P. (Polypedilum) fallax</u> Johannsen	-	-	-	5
<u>P. (Polypedilum) illinoense</u> (Malloch)	-	-	-	2
<u>P. (Polypedilum) laetum</u> (Meigen)	-	-	-	4
<u>P. (Polypedilum) nubeculosum</u> (Meigen)	-	-	2	9
<u>P. (Tripodura) albinodus</u> Townes	-	2	5	-
<u>P. (Tripodura) digitifer</u> Townes	4	3	2	43
<u>P. (Tripodura) griseopunctatum</u> (Malloch)	-	2	-	-
<u>P. (Tripodura) halterale</u> (Coquillett)	-	-	-	5
<u>P. (Tripodura) scalaneum</u> (Schrank)	-	3	1	-
<u>P. (Tripodura) simulans</u> (Townes)	688	684	197	201
<u>Saetheria tylus</u> (Townes)	-	-	-	2
<u>Stenochironomus (Stenochironomus) hilaris</u> (Walker)	-	-	-	1
<u>Stictochironomus devinctus</u> (Say)	3	-	-	9
<u>S. pictulus</u> (Meigen)	1	7	-	11
<u>S. rosenschoeldi</u> (Zetterstadt)	2	17	15	2
<u>Synendotendipes impar</u> (Walker)	-	-	-	1
<u>Tribelos jucundum</u> (Walker)	3	1	1	34
<u>Xenochironomus xenolabis</u> (Kieffer)	9	4	-	25

1. Totals of males only unless otherwise specified.
2. Females or laboratory reared specimens.
3. 6 new species to be described.
4. 9 new species to be described.

Table 3. Comparison of numbers of taxa of Lake Winnipeg Ephemeroptera and Trichoptera collected in 1969 and 1971 with that reported by Neave (1934) for 1927 to 1931. Similarity of communities were calculated excluding species reported from rivers by Neave (1934), as these habitats were not sampled in 1969 and 1971.

	Neave 1927-31					1969 and 1971			Shared fauna	
	Open	In-shore	Rivers	Total	Total ^a (less rivers)	Open	Open/Shore	Total ^b	Number ^c	% Similarity ¹
Ephemeroptera										
Family	1	6	10	10	7	1	8	8	7	88
Genus	1	12	14	17	12	1	14	14	11	73
Species	2	17	15	22	17	2	18	18	13	62
Trichoptera										
Family	2	8	9	10	8	5	11	11	8	73
Genus	2	17	15	23	17	9	31	32	17	58
Species	2	26	23	40	27	11	87	88	22	25

¹ % Similarity = $c / ((a-c) + (b-c) + c) \cdot 100$, where:
 c = Number of species in common.
 a = total number species from Neave (1934).
 b = total number species from present study.

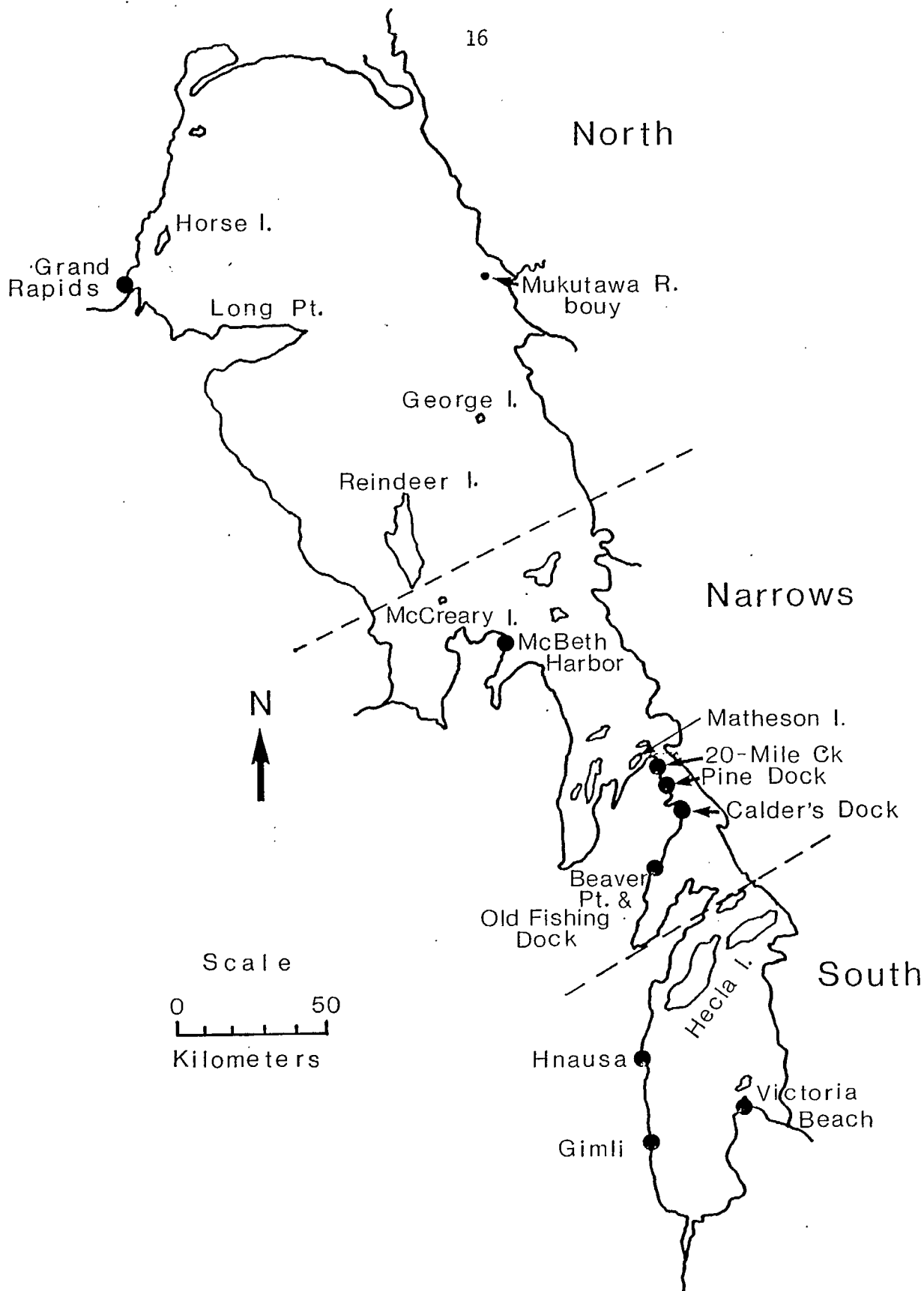


Fig. 1. Map of Lake Winnipeg showing the three lake basins, and the sampling stations of the 1969 and 1971 light trappings.

Fig. 2. Seasonal succession of adult Ephemeroptera collected in light traps from Lake Winnipeg during 1971. Dark lines indicate peak periods of occurrence.

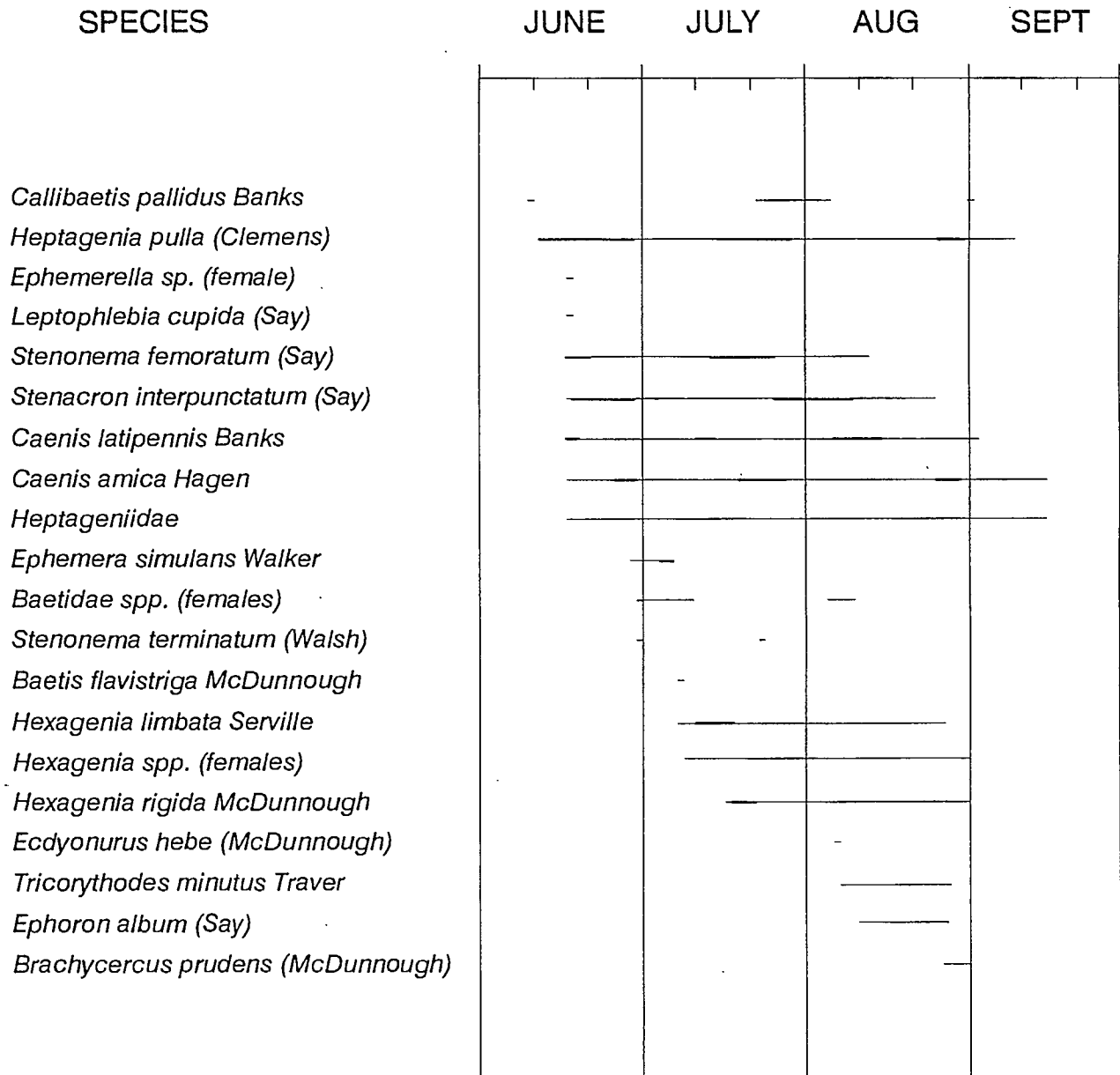
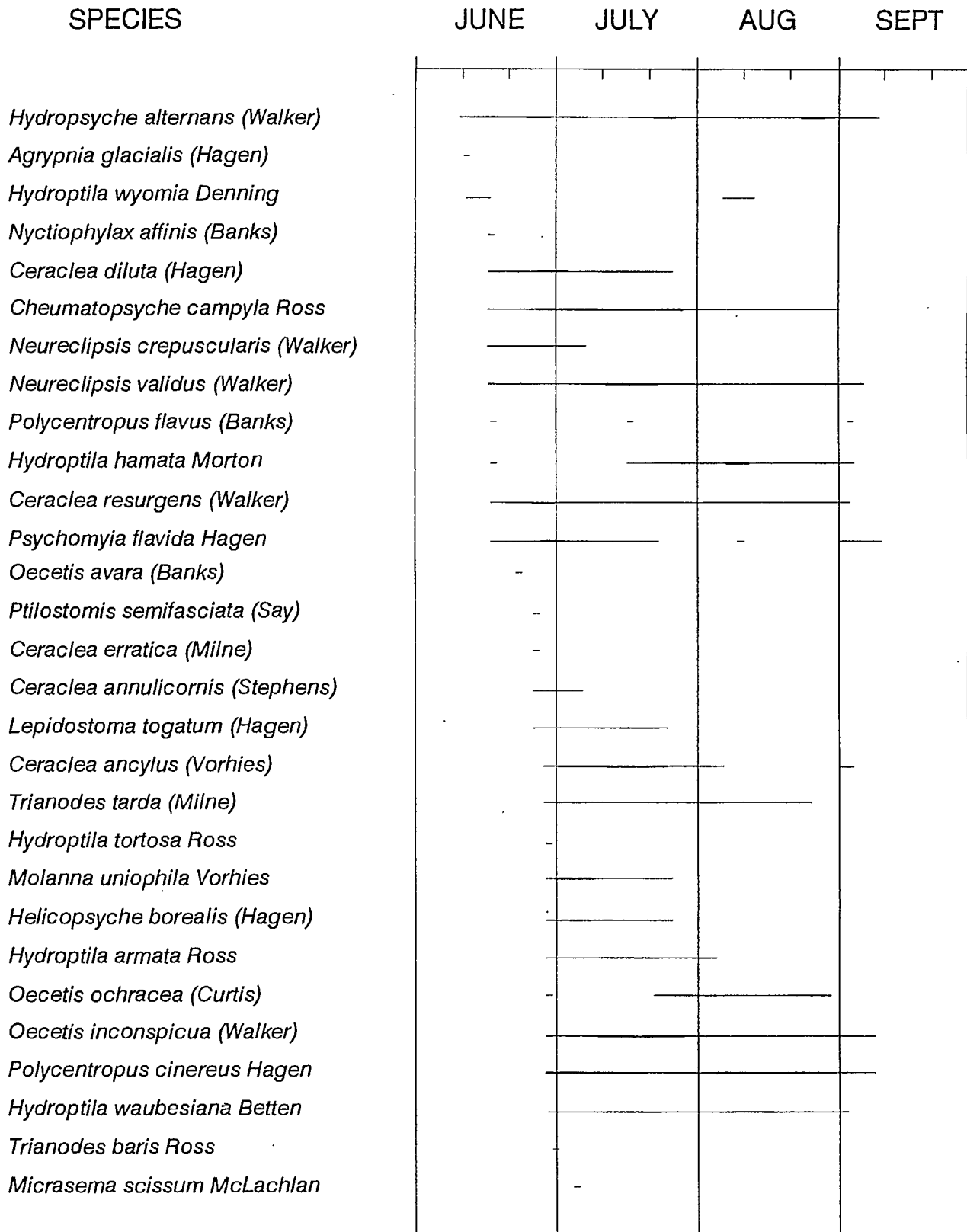


Fig. 3. Seasonal succession of adult Trichoptera collected in light traps from Lake Winnipeg during 1971. Dark lines indicate peak periods of occurrence.



SPECIES	JUNE	JULY	AUG	SEPT
<i>Hydroptila spatulata</i> Morton		-		
<i>Polycentropus interruptus</i> (Banks)		-		
<i>Banksiola crotchi</i> Banks		_____		
<i>Phryganea cinerea</i> Walker		_____		
<i>Hydroptila consimilis</i> Morton		_____	_____	
<i>Ceraclea cancellata</i> (Betten)		-		
<i>Cheumatopsyche miniscula</i> (Banks)		-		
<i>Mystacides interjecta</i> (Banks)		_____		
<i>Nectopsyche diarina</i> Ross		_____		
<i>Nectopsyche exquisita</i> (Walker)		_____	_____	
<i>Hydroptila albicornis</i> Hagen		_____		
<i>Ceraclea alagma</i> (Ross)		_____		
<i>Oecetis immobilis</i> (Hagen)		_____		
<i>Ceraclea tarsi-punctata</i> (Vorhies)		_____		
<i>Neureclipsis bimaculata</i> (L.)		_____		
<i>Orthotrichia cristata</i> Morton		-		
<i>Ceraclea arielles</i> (Denning)		-		
<i>Limnephilus femoralis</i> Kolenati		-		
<i>Nectopsyche candida</i> (Hagen)		-		
<i>Limnephilus sericeus</i> (Say)		-		-
<i>Agraylea multipunctata</i> Curtis		_____		
<i>Ithytrichia clavata</i> Morton		_____		
<i>Trianodes aba</i> Milne		_____		
<i>Nemotaulius hostilis</i> (Hagen)		-		
<i>Molanna flavicornis</i> Banks			-	
<i>Trianodes frontalis</i> (Banks)			-	
<i>Limnephilus hyalinus</i> Hagen			-	-
<i>Oxyethira serrata</i> Ross			_____	
<i>Nectopsyche albida</i> (Walker)			_____	
<i>Neotrichia</i> sp.			_____	

SPECIES	JUNE	JULY	AUG	SEPT
<i>Polycentropus aureolus</i> (Banks)			-	
<i>Ptilostomis ocellifera</i> (Walker)			-	
<i>Phylocentropus placidus</i> (Banks)			—————	
<i>Agrypnia straminea</i> Hagen			-	
<i>Hydroptila vala</i> Ross			-	
<i>Hydropsyche morosa</i> Hagen			—————	—————
<i>Limnephilus thorus</i> Ross			—————	—————
<i>Pycnopsyche subfasciata</i> (Say)			—————	—————
<i>Limnephilus canadensis</i> Banks			-	
<i>Ceraclea transversa</i> (Hagen)			-	
<i>Limnephilus infernalis</i> (Banks)			—————	—————
<i>Limnephilus externus</i> Hagen			—————	—————
<i>Anabolia consocia</i> (Walker)			-	
<i>Limnephilus kennicotti</i> (Banks)			-	
<i>Limnephilus moestus</i> Banks			-	
<i>Limnephilus nimmoi</i> Roy and Harper			-	
<i>Asynarchus rossi</i> (Leonard & Leonard)				-

Fig. 4. Seasonal succession of adult Chironomidae collected in light traps from Lake Winnipeg during 1971. Dark lines indicate peak periods of occurrence.

SPECIES	JUNE	JULY	AUG	SEPT
<i>Tribelos jucundus</i> (Walker)	- - -	-	-	
<i>Dicrotendipes modestus</i> (Say)	—————	—————	—————	
<i>Dicrotendipes nervosus</i> (Staeger)	- - -	-	-	
<i>Tanytarsus nemorosus</i> Edwards	—————			
<i>Cryptotendipes emorsus</i> (Townes)	—————			
<i>Nanocladius anderseni</i> Saether	-	—————		
<i>Dicrotendipes neomodestus</i> (Malloch)	—————	—————	—————	
<i>Cryptotendipes casuarius</i> (Townes)	—————	—————	—————	—————
<i>Einfeldia synchrona</i> Oliver	-			
<i>Nanocladius cf. balticus</i> (Palmen) var.	-			
<i>Paratanytarsus laccophilus</i> (Edwards)	-			
<i>Stictochironomus rosenschoeldi</i> (Zetterstedt)	- - -			
<i>Cryptotendipes pillicuspis</i> Saether	—————			
<i>Stictochironomus pictulus</i> (Meigen)	—————			
<i>Tanytarsus usmaensis</i> Pagast	-	—————	-	
<i>Cricotopus</i> (C.) <i>festivellus</i> (Kieffer)	-	-		
<i>Polypedilum</i> (P.) <i>nubeculosum</i> (Meigen)	-	- - -	-	
<i>Cricotopus</i> (C.) <i>annulator</i> Goetghebuer	-	-	—————	
<i>Procladius</i> (H.) <i>denticulatus</i> Sublette	—————	—————	-	
<i>Cricotopus</i> (C.) <i>triannulatus</i> Macquart	—————	-		—————
<i>Microtendipes pedellus pedellus</i> (DeGeer)	—————	—————	—————	—————
<i>Cladotanytarsus mancus</i> (Walker)	- - -		—————	
<i>Procladius bellus</i> (Loew.)	—————	—————	—————	—————
<i>Synorthocladius semivirens</i> (Keiffer)	—————	-	—————	—————
<i>Chironomus</i> (C.) <i>decorus</i> Johannsen	—————	—————	—————	—————
<i>Parachironomus abortivus</i> (Malloch)	—————	—————	—————	—————
<i>Cricotopus</i> (C.) <i>trifascia</i> Edwards	—————	—————	—————	—————
<i>Cricotopus</i> (l.) <i>sylvestris</i> (Fabricus)	—————	—————	—————	—————
<i>Chironomus</i> (C.) <i>muratensis</i> Ryser, Scholl & Wulker	—————	—————	—————	—————
<i>Cricotopus</i> (C.) <i>vierriensis</i> Goetghebuer	—————	—————	—————	—————

SPECIES	JUNE	JULY	AUG	SEPT
<i>Polypedilum (T.) simulans</i> (Townes)			- - -	
<i>Chironomus (C.) crassicaudatus</i> Malloch				
<i>Ablablesmyia (A.) manilis</i> (L.)				-
<i>Procladius (H.) sublettei</i> Roback				
<i>Cryptochironomus blarina</i> Townes	-			
<i>Phaenopsectra obediens</i> (Johannsen)	- -			
<i>Cryptochironomus stylifera</i> (Johannsen)				
<i>Clinotanypus (C.) pinquis</i> (Loew)	-			
<i>Cladotanytarsus viridiventris</i> (Malloch)	-		-	
<i>Saetheria tylus</i> (Townes)	-	-		
<i>Thienimanniella xena</i> (Roback)	-			
<i>Pseudochironomus rex</i> Hauber				
<i>Ablablesmyia (A.) mallochi</i> (Walley)				
<i>Ablablesmyia (K.) illoensis</i> (Malloch)	-			
<i>Orthocladius (O.) manitobensis</i> Saether				
<i>Parachironomus potamogeti</i> (Townes)	-			-
<i>Cricotopus (C.) bicinctus</i> (Meigen)				
<i>Paralauterborniella nigrohalterale</i> (Malloch)				
<i>Orthocladius (O.) obumbratus</i> Johannsen				
<i>Harnischia curtilamellata</i> (Malloch)				
<i>Pseudochironomus fulviventris</i> (Johannsen)	-	-		
<i>Xenochironomus xenolabis</i> (Kieffer)				
<i>Corynoneura lobata</i> Edwards				
<i>Polypedilum (P.) illoense</i> (Malloch)	-			
<i>Stictochironomus devinctus</i> (Say)	-			
<i>Guttipelopia guttipennis</i> (v.d. Wulp)	-			
<i>Parachironomus vitiosus</i> (Goetghebuer)				
<i>Nanocladius cf. parvulus</i> (Kieffer)	-			-
<i>Demicrochironomus cuneatus</i> (Townes)				
<i>Procladius (H.) culiciformis</i> (L.)				

SPECIES	JUNE	JULY	AUG	SEPT
<i>Polypedilum (P.) laetum (Meigen)</i>		-	-	-
<i>Parachironomus frequens (Johannsen)</i>		-----		
<i>Ablablesmyia (A.) annulata (Say)</i>		-----		
<i>Procladius (H.) freemani Sublette</i>		-----		
<i>Tanytarsus dendyi Sublette</i>	-			
<i>Cryptotendipes darbyi (Sublette)</i>		-----		
<i>Cryptochironomus digitatus (Malloch)</i>		-----		
<i>Psectrocladius (P.) simulans (Johannsen)</i>	-			
<i>Microchironomus nigrovittatus (Malloch)</i>	-	-		
<i>Polypedilum (T.) digitifer Townes</i>	-		-----	
<i>Paratendipes albimanus (Meigen)</i>	-		-	-
<i>Tanypus (T.) punctipennis Meigen</i>	-			
<i>Microtendipes caducus Townes</i>	-			
<i>Endochironomus nigricans (Johannsen)</i>		-----		-----
<i>Conchapelopia telema Roback</i>		-----		
<i>Pseudochironomus articaudus Saether</i>		-		
<i>Pagastiella ostansa (Webb)</i>		-		
<i>Chironomus (C.) tuxis Curran</i>		-----		
<i>Paracladopelma undine (Townes)</i>		-----		
<i>Acricotopus nitidellus (Malloch)</i>		-----		-
<i>Polypedilum (T.) halterale (Coquillett)</i>		-		
<i>Endochironomus subtendens Townes</i>		-----		
<i>Polypedilum (P.) sordens (v.d. Wulp)</i>		-----		
<i>Pseudochironomus middlekaufi Townes</i>		-		
<i>Smittia aterrima (Meigen)</i>		-		
<i>Polypedilum (Pentapedilum) sp. n.</i>		-		
<i>Synendotendipes impar (Walker)</i>		-		
<i>Cricotopus (C.) pilosellus Brundia</i>		-		
<i>Tanypus (T.) vilipennis (Keiffer)</i>		-		
<i>Labrundinia pilosella (Loew.)</i>		-		

SPECIES	JUNE	JULY	AUG	SEPT
<i>Chironomus (C.) pallidivittatus</i> Malloch			—	
<i>Parachironomus tenuicaudatus</i> (Malloch)			—	
<i>Ablabesmyia (K.) pulchripennis</i> (Lundh)			-	
<i>Psectrocladius (A.) flavus</i> (Johannsen)			—	
<i>Ablabesmyia (A.) aspera</i> Roback			—	
<i>Cricotopus (I.) intersectus</i> (Staeger)			-	-
<i>Tanytarsus neoflavellus</i> Malloch			-	-
<i>Chironomus (C.) tentans</i> Fabricius			—	—
<i>Chironomus (C.) atritibia</i> Malloch			-	-
<i>Monodiamesa depectinata</i> Saether			—	—
<i>Camptocladius stercornarius</i> (DeGeer)			-	
<i>Tanytarsus confusus</i> Malloch			—	
<i>Chironomus (C.) plumosus</i> (L.)			-	
<i>Polypedilum (P.) fallax</i> Johannsen			-	
<i>Chironomus (C.) maturus</i> Johannsen			-	
<i>Paraphaenocladius exagitans</i> (Johannsen)			-	
<i>Paraphaenocladius masthecus</i> Saether			-	
<i>Polypedilum (P.) braseniae</i> (Leathers)			-	
<i>Heterotrissocladius changi</i> Saether			-	
<i>Phaenopsectra flavipes</i> (Meigen)			-	
<i>Corynoneura scutellata</i> Winnertz			-	
<i>Orthocladius (E.) dubitatus</i>				—
<i>Polypedilum (P.) tritum</i> (Walker)				—
<i>Brilla flavifrons</i> (Johannsen)				-
<i>Phaenopsectra punctipes</i> (Wiedemann)				-
<i>Chironomus (C.) riparius</i> Meigen				-
<i>Parachironomus parilis</i> (Walker)				-
<i>Lymnophyes brachytomus</i> (Kieffer)				-
<i>Lymnophyes margaretae</i> Saether				—

Appendix 1a. Revision of Neave's (1934) Ephemeroptera species list with current taxonomic status. Numbers are used for cross-reference. Species were collected by Neave in habitats designated by the letter (O = open water, S = shore-line, R = river). Species collected in the present study are indicated by an asterisk.

Neave (1934)	Present taxonomic position
Ephemeridae	Ephemeridae
1. <u>Ephemera simulans</u> Walker (S)*	1, 2, 3, unchanged
2. <u>Hexagenia limbata</u> Serville (SOR)*	Polymitarcidae
3. <u>H. rigida</u> McDunnough (SOR)*	4. unchanged
4. <u>Ephoron album</u> (Say) (SR)*	Leptophlebiidae
Baetinae	5. <u>Leptophlebia cupida</u> (Say)
5. <u>Blasturus cupidus</u> (Say) (SR)*	6. <u>L. nebulosa</u> (Walker)
6. <u>B. nebulosus</u> (Walker) (S)	Ephemerellidae
7. <u>Ephemerella bicolor</u> (Clemens) (R)	7. unchanged
8. <u>Caenis forcipata</u> McDunnough (S)*	Caenidae
9. <u>C. simulans</u> McDunnough (SR)*	8. <u>Caenis latipennis</u> Banks
10. <u>Baetis</u> spp. (SR)*	9. <u>C. amica</u> Hagen
11. <u>Centroptilum quaesitum</u> McDunnough (S)	Baetidae
12. <u>C. infrequens</u> McDunnough (S)	10. unchanged
13. <u>Callibaetis ferrugineus</u> (Walsh) (SR)	11. <u>Procloeon quaesitum</u> (McDunnough)
14. <u>Baetisca bajkovi</u> Neave (R)	12. <u>P. pennulatum</u> (Eaton)
Heptageniidae	13. unchanged
15. <u>Isonychia</u> sp.(R)	Baetiscidae
16. <u>Siphonurus alternatus</u> (Say) (R)	14. <u>Baetisca lacustris</u> McDunnough
17. <u>Siphloplecton basale</u> (Walker) (R)	Siphonuridae
18. <u>Heptagenia hebe</u> McDunnough (S)*	15, 16. unchanged
19. <u>H. pulla</u> (Clemens) (SR)*	Metrotopodidae
20. <u>Stenonema tripunctatum</u> Banks (SR)*	17. unchanged
21. <u>S. terminatum</u> (Walsh) (S)*	Heptageniidae
22. <u>S. interpunctatum</u> Walsh (SR)*	18. <u>Ecdyonurus hebe</u> McDunnough
	19. unchanged
	20. <u>Stenonema femoratum</u> (Say)
	21. unchanged
	22. <u>Stenacron interpunctatum</u> (Say)

Appendix 1b. Revision of Neave's (1934) Trichoptera species list with current taxonomic status. Numbers are used for cross-reference. Species were collected by Neave in habitats designated by the letter (O = open water, S = shore-line, R = river). Species collected in the present study are indicated by an asterisk.

Neave 1934	Present taxonomic position
Phryganeidae	Phryganeidae
1. <u>Phryganea cinerea</u> Walker (SO)*	1. unchanged
2. <u>Prophryganea straminea</u> Hagen (S)*	2. <u>Agrypnia straminea</u> Hagen
3. <u>P. bradorata</u> Milne (S)	3, 4. <u>Agrypnia colorata</u> (Hagen)
4. <u>P. colorata</u> Hagen (S)	5,6,7,8. unchanged
5. <u>Banksiola concenata</u> Walker (R)	9. <u>Fabria inornata</u> (Banks)
6. <u>Ptilostomis ocellifera</u> Walker (R)*	Limnephilidae
7. <u>P. postica</u> Walker (SR)	10,11,12. unchanged
8. <u>P. semifasciata</u> Say (S)*	13,16. <u>Limnephilus parvulus</u> (Banks)
9. <u>Neuronia inornata</u> Banks (S)	14. unchanged
Limnephilidae	15. <u>Platycentropus radiatus</u> (Say)
10. <u>Limnephilus externus</u> Hagen (R)*	17. <u>Phanocelia canadensis</u> (Banks)
11. <u>L. hyalinus</u> Hagen (R)*	Philopotamidae
12. <u>L. ornatus</u> Banks (R)*	18. <u>Chimarra aterrima</u> Hagen
13. <u>L. roberti</u> Banks (S)*	Brachycentridae
14. <u>Anabolia bimaculata</u> Walker (R)	19. unchanged
15. <u>Platycentropus maculipennis</u> Kolenati (R)	Helicopsychidae
16. <u>Apolopsyche pallida</u> Banks (S)*	20. unchanged
17. <u>Apatania canadensis</u> Banks (R)	Lepidostomatidae
Philopotamidae	21. unchanged
18. <u>Chimarra aterrima</u> Hagen (R)	Molannidae
Sericostomatidae	22. unchanged
19. <u>Brachycentrus</u> sp. (R)	Leptoceridae
20. <u>Helicopsyche borealis</u> Hagen (SR)*	23. <u>Ceraclea resurgens</u> (Walker)
21. <u>Lepidostoma</u> sp. (S)*	24. <u>C. ancylus</u> (Vorhies)
Molannidae	25. <u>C. tarsi-punctata</u> (Vorhies)
22. <u>Molanna flavicornis</u> Banks (OSR)*	26. unchanged
Leptoceridae	27,28. <u>Nectopsyche albida</u> (Walker)
23. <u>Leptocerus resurgens</u> Walker (S)*	29. <u>O. inconspicua</u> (Walker)

Appendix 1b. Cont'd.

Neave 1934	Present taxonomic position
24. <u>L. ancylus</u> Vorhies (S)*	30. <u>O. ochracea</u> (Curtis)
25. <u>L. tarsi-punctatus</u> Vorhies (SR)*	31,32. unchanged
26. <u>Trianodes</u> sp. (S)*	Hydropsychidae
27. <u>Leptocella albida</u> Walker (R)*	33. unchanged
28. <u>L. uwarowii</u> Koltenati (S)*	34. <u>Hydropsyche morosa</u> Hagen
29. <u>Oecetis incerta</u> Walker (S)*	35. <u>H. alternans</u> (Walker)
30. <u>Oecetis vicaria</u> Neave (S)*	36. unchanged
31. <u>Mystacides sepulchralis</u> Walker (S)*	37. <u>Cheumatopsyche speciosa</u> (Banks)
32. <u>M.</u> sp.(S)	38. unchanged
Hydropsychidae	Polycentropodidae
33. <u>Hydropsyche alternans</u> Walker (R)*	39. <u>Polycentropus cinereus</u> (Hagen)
34. <u>H. chlorotica</u> Hagen (R)*	40. <u>P. flavus</u> (Banks)
35. <u>H. recurvata</u> Banks (SR)*	41. <u>P.</u> sp
36. <u>H. scalaris</u> Hagen (SR)*	42,43. <u>Phylocentropus placidus</u> (Banks)
37. <u>Hydropsychoides speciosa</u> Banks (R)	44. <u>Neureclipsis validus</u> (Walker)
38. <u>H.</u> sp. (R)	
Polycentropodidae	
39. <u>Plectrocnemia canadensis</u> Banks (S)*	
40. <u>Holocentropus flavus</u> Banks (S)*	
41. <u>H.</u> sp.(S)	
42. <u>Phylocentropus maximus</u> Vorhies (R)*	
43. <u>P. placidus</u> Banks (S)*	
44. <u>Neureclipsis signata</u> Banks (SR)*	

