

Canadian Data Report of  
Fisheries and Aquatic Science No. 686

March 1988

CARBON AND OXYGEN PRIMARY PRODUCTION IN  
BEDFORD BASIN, NOVA SCOTIA FROM MARCH TO JUNE 1985

by

B. Irwin, C. Caverhill, J. Anning, D. Mossman and T. Platt

Biological Sciences Branch  
Department of Fisheries and Oceans

Bedford Institute of Oceanography  
P.O. Box 1006  
Dartmouth, Nova Scotia  
Canada B2Y 4A2

©Minister of Supply and Services Canada 1988  
Cat. No. FS 97-13/686E      ISSN 0706-6465

**Correct citation for this publication:**

**Irwin, B., Caverhill, C., Anning, J., Mossman, D. and Platt, T. 1988. Carbon and oxygen primary production in Bedford Basin, Nova Scotia from March to June 1985. Can. Data. Rep. Fish. Aquat. Sci. No. 686: iv + 135p.**

**Abstract**

Irwin, B., Caverhill, C., Anning, J., Mossman, D. and Platt, T. 1988. Carbon and oxygen primary production in Bedford Basin, Nova Scotia from March to June 1985. Can. Data. Rep. Fish. Aquat. Sci. No. 686: iv + 135 p.

During the period March 11 to June 17, 1985 a series of primary productivity experiments were conducted in Bedford Basin. In this report we make available the raw data and also the fitted light saturation parameters.

**Resumé**

Irwin, B., Caverhill, C., Anning, J., Mossman, D. and Platt, T. 1988. Carbon and oxygen primary production in Bedford Basin, Nova Scotia from March to June 1985. Can. Data. Rep. Fish. Aquat. Sci. No. 686: iv + 135 p.

Pendant la période du 11 Mars au 17 Juin, 1985, une série d'expériences a été effectuée dans le bassin de Bedford. Dans ce rapport, nous présentons les données brutes sur ces expériences ainsi que les paramètres qui furent calculés afin de pour représenter les courbes de production en fonction de la lumière.

**CONTENTS**

<b>Abstract/Resumé</b> .....	<b>iii</b>
<b>Introduction</b> .....	<b>1</b>
<b>Sampling</b> .....	<b>1</b>
<b>Primary production</b> .....	<b>1</b>
<b>Chlorophyll</b> .....	<b>2</b>
<b>Organic Particulates</b> .....	<b>2</b>
<b>Nutrients</b> .....	<b>2</b>
<b>Light measurements</b> .....	<b>3</b>
<b>Estimation of Photosynthetic Parameters</b> .....	<b>3</b>
<b>References</b> .....	<b>4</b>

## INTRODUCTION

This is the first in a series of data reports which will give the results of experiments designed to closely examine the relationship between carbon and oxygen estimates of phytoplankton primary production. In this present series both *in situ* and incubator experiments were done.

All samples were collected at a single station in Bedford Basin at 44°31.3'N 63°38.3'W (Fig. 1). Water depth at this location was 70 m. This particular site was chosen because there already exists a large body of biological, physical and chemical data on samples collected at this station (Cota and Harrison, 1983; Côté and Platt, 1984; Irwin and Platt, 1978a, 1978b; Irwin et al., 1975, 1983; Krauel, 1969; Platt and Irwin, 1971, 1972; Platt et al., 1973; Taguchi and Platt, 1978a, 1978b; Taguchi et al., 1975).

## SAMPLING

All water samples were collected with 30 l Niskin bottles. Sampling depths were 1, 5 and 10m. Water was carefully siphoned from the Niskin bottles into darkened plastic carboys from which sub samples were dispensed.

## PRIMARY PRODUCTION

Primary productivity was measured using the  $^{14}\text{C}$  method and the oxygen evolution method. The  $^{14}\text{C}$  method was essentially as described in Strickland and Parsons (1972). For *in situ* studies, 50  $\mu\text{Ci}$  of sodium bicarbonate  $^{14}\text{C}$  was added to each of six light and four dark bottles from each depth. Light bottles were incubated *in situ* at their respective sampled depths. Dark bottles were incubated in a darkened temperature controlled tank. After six hours, three light and two dark bottles from each depth were filtered. The remainder were filtered after twenty four hours. All were filtered onto Whatman GF/F filters. Filters were then fumed over HCl before counting in a scintillation counter.

The amount of material in the Dissolved Organic Carbon (DOC) pool was estimated by counting aliquots of filtrate from light and dark bottles. Replicate five milliliter aliquots were acidified with 0.5 ml of 6N hydrochloric acid in 20 ml glass scintillation vials. Vials were agitated for one hour on a shaker in a fume hood and then the acid was neutralised with 0.5 ml of 6N sodium hydroxide. 10 ml

of a water compatible cocktail (BDH #RO46967) was added to each vial and then counted in the usual way.

Photosynthetic parameters were estimated from incubator experiments. 20  $\mu\text{Ci}$  of sodium bicarbonate  $^{14}\text{C}$  was added to each of 42 light and 2 dark bottles. Bottles were incubated for 3 hours in temperature controlled incubators illuminated with a 250 watt tungsten halogen lamp (Irwin et al. 1986).

The high precision Winkler technique of Williams and Jenkinson (1982) was used to measure oxygen. A total of 25 bottles were filled from each depth. Immediately after filling, five bottles were fixed and were used as T-0 conditions. Eight bottles were wrapped in aluminum foil and incubated in the darkened tank as dark bottles. The remaining 12 bottles were incubated *in situ* at their sampled depth. After six hours, 6 light and 4 dark bottles were fixed and the remainder fixed after 24 hours. All bottles were titrated within 24 hours after fixing.

#### Chlorophyll

Replicate 100 ml samples were filtered onto 25 mm Whatman GF/F filters. Chlorophyll was extracted for 24 hours with 85% acetone at  $0^{\circ}\text{C}$  in the dark. The fluorometric technique of Yentsch and Menzel (1963) as modified by Holm Hansen et al. (1965) was used to estimate chlorophyll concentration.

#### Organic Particulates

Samples for particulate organic carbon and particulate organic nitrogen were filtered onto 25 mm precombusted Whatman GF/F filters. Filters were analysed by combustion in a Perkin Elmer model 210 CHN analyser.

#### Nutrients

Samples for nitrate, silicate and inorganic phosphate were collected from all sampled depths. Vials were stored frozen at  $-20^{\circ}\text{C}$  and later analysed on a Technicon II autoanalyser. Nitrate was measured using industrial method 158-71W, silicate with method 186-72W and inorganic phosphate with method 155-71W.

Samples for ammonia analysis were processed immediately after collection. The phenolphthorite method as described by Solorzano (1969) was used.

#### Light measurements

Total incident radiation was measured with an Eppley 40 Junction black and white pyranometer (Model 8-48) mounted on the roof of the Bedford Institute of Oceanography some 2.5 kilometers south of the sampling station. The output from the pyranometer was integrated hourly and logged on a Licor Li 550 printing integrator.

Extinction coefficients were calculated using submarine light measurements made with a Licor Li 192 SB underwater quantum sensor. Output was measured on a Licor Li 185 B meter. Measurements were made at 1 m intervals from the surface to 10 m.

Photosynthetically Active Radiation (P.A.R.) was measured at each bottle position in the incubators with a Biospherical Instruments model QSL 100, 4  $\pi$  quantum meter.

#### Estimation of Photosynthetic Parameters

Measurements of specific production,  $P_B$ , and irradiance  $I$  were used to estimate parameters in the equation of Platt et al. (1981)

$$P_B = P_s (1 - e^{-\alpha I/P_s}) e^{-\beta I/P_s}$$

$P_s$  ( $\text{mg C mg Chl}^{-1} \text{ h}^{-1}$ ) is the light saturated rate of photosynthesis in the absence of photoinhibition,  $\alpha$  ( $\text{mg C (mg Chl)}^{-1} \text{ h}^{-1} \text{ w}^{-1} \text{ m}^{-2}$ ) is the initial slope of the PI curve and  $\beta$  ( $\text{mg C (mg Chl)}^{-1} \text{ h}^{-1} \text{ w}^{-1} \text{ m}^{-2}$ ) is a parameter that characterises photoinhibition. Complete details of the fitting routine are given in Irwin et al. (1982) and a discussion of the mathematical basis for this technique is given in Irwin et al. (1980).

## References

- Cota, G.C. and W.G. Harrison. 1983. Plankton dynamics in Bedford Basin, Nova Scotia; carbon flux in feeding experiments with micro and macrozooplankton from February 13 1978 to January 31 1979. *Can. Data. Rept. Fish. Aquat. Sci. No. 392.*
- Côté, B. and T. Platt. 1984. Daily phytoplankton productivity experiments in Bedford Basin, Nova Scotia, from 18 May to 26 July 1975. *Can. Data Rept. Fish. Aquat. Sci. No. 425: 116 p.*
- Holm-Hansen, O., C.J. Lorenzen, R.W. Holmes and J.D.H. Strickland. 1965. Fluorometric determination of chlorophyll. *J. Cons. Int. Explor. Mer. 30: 3-15.*
- Irwin, B., C. Caverhill, P. Dickie, E. Horne and T. Platt. 1986. Primary production on the Labrador Shelf during June and July, 1984. *Can. Data Rept. Fish. Aquat. Sci. No. 577: 162 p.*
- Irwin, B. and T. Platt. 1978(a). Phytoplankton productivity and nutrient measurements in Bedford Basin, Nova Scotia from Sept. 1975 to Dec. 1976. *Fish. and Mar. Serv. Tech. Rept. No. 762: 128 p.*
- Irwin, B. and T. Platt. 1978(b). Phytoplankton productivity experiments and nutrient measurements in Bedford Basin, Nova Scotia from January 1977 to July 1977. *Fish. and Mar. Serv. Data Rept. No. 93: 26 p.*
- Irwin, B., T. Platt, A.D. Jassby and D.V. Subba Rao. 1975. The relationship between light intensity and photosynthesis by phytoplankton. Results of experiments at three stations in the coastal waters of Nova Scotia. *Fish. Mar. Serv. Tech. Rept. No. 595: 205 p.*
- Irwin, B., T. Platt, W.G. Harrison, C.L. Gallegos and P. Lindley. 1982. Phytoplankton productivity experiments and nutrient measurements in Ungava Bay NWT from August 1 to September 3, 1979. *Can. Data Rept. Fish. Aquat. Sci. No. 287: 208 p.*
- Irwin, B., W.G. Harrison, C.L. Gallegos and T. Platt. 1980. Phytoplankton productivity experiments and nutrient measurements in the Labrador Sea, Davis Strait, Baffin Bay and Lancaster Sound from 26 August to 14 September, 1978. *Can. Data. Rept. Fish. Aquat. Sci. No. 213: 103 pp.*
- Irwin, B., W.G. Harrison and T. Platt. 1983. Plankton dynamics in Bedford Basin, Nova Scotia; Phytoplankton productivity experiments and nutrient measurements from February 13, 1978 to March 14, 1979. *Can. Data Rept. Fish. Aquat. Sci. No. 272: 175 p.*

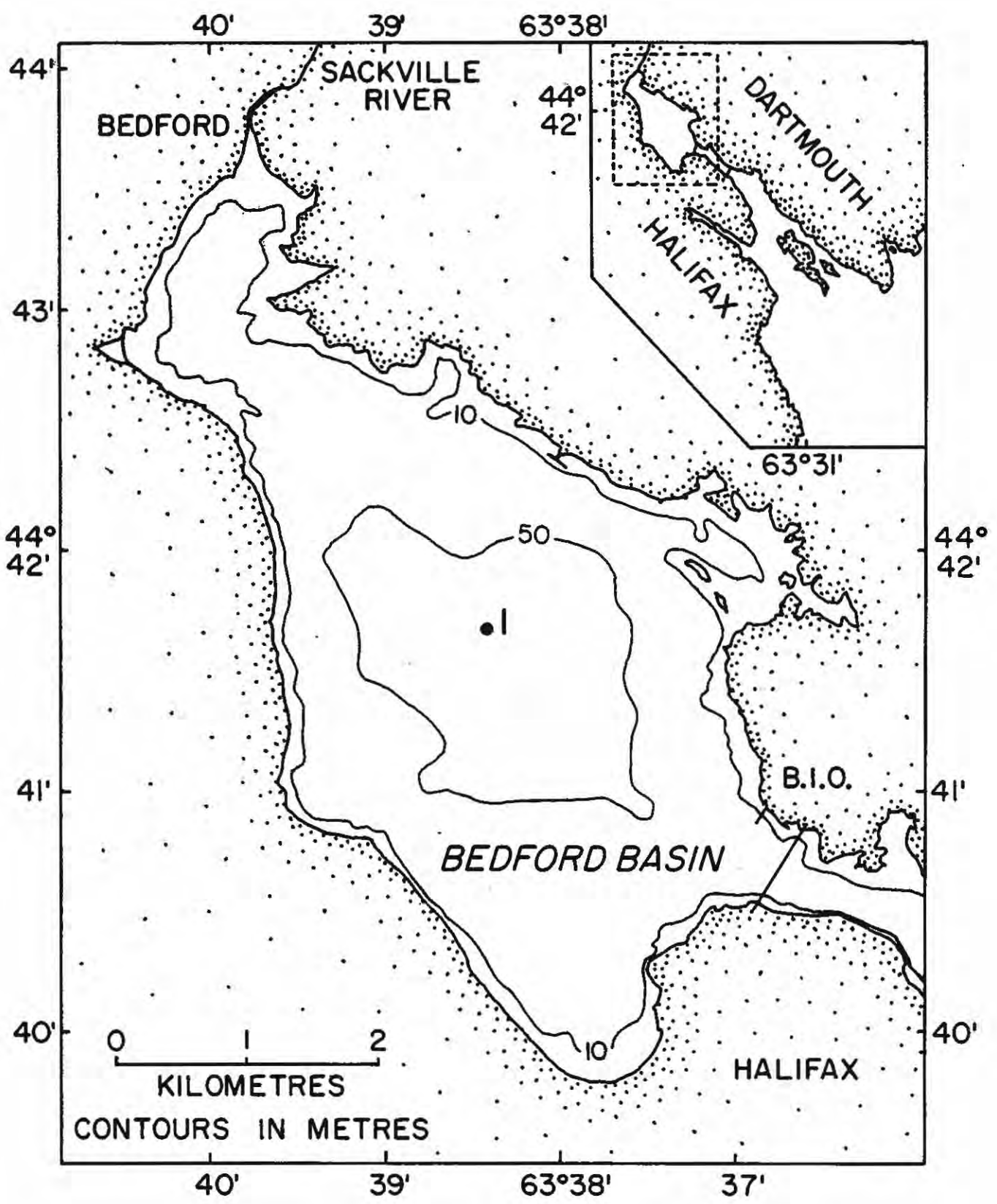


- Krauel, D.P. 1969. Bedford Basin Data Report - 1967. Fish. Mar. Serv. Tech. Rept. No. 120: 84 p.
- Platt, T. and B. Irwin. 1971. Phytoplankton production and nutrients in Bedford Basin 1969-70. Fish. Res. Bd. Can. Tech. Rept. No. 247: 172 p.
- Platt, T. and B. Irwin. 1972. Mapping the chlorophyll concentration in Bedford Basin, Nova Scotia. Fish. Mar. Serv. Tech. Rept. No. 299: 43 p.
- Platt, T., B. Irwin and D.V. Subba Rao. 1973. Primary productivity and nutrient measurements on the spring phytoplankton bloom in Bedford Basin, 1971. Fish. Res. Bd. Can. Tech. Rept. No. 423: 44 p.
- Platt, T., C.L. Gallegos and W.G. Harrison. 1981. Photoinhibition of photosynthesis in natural assemblages of marine phytoplankton. *J. Mar. Res.* 38(4): 687-701.
- Solorzano, L. 1969. Determination of ammonia in natural waters by the phenolhypochlorite method. *Limnol. Oceanogr.* 14: 799-801.
- Strickland, J.D.H. and T.J. Parsons. 1972. A practical handbook of sea water analysis. Bull. Fish. Res. Bd. Canada No. 167: 311 p.
- Taguchi, S., M. Hodgson and T. Platt. 1975. Phytoplankton production and nutrients in Bedford Basin 1973 and 1974. Fish. Mar. Serv. Tech. Rept. No. 587: 63 p.
- Taguchi, S. and T. Platt. 1978(a). Phytoplankton biomass in Bedford Basin, volume, surface area, carbon content and size distribution. Fish. Mar. Serv. Data Rept. No. 55: 404 p.
- Taguchi, S. and T. Platt. 1978(b). Size distribution and chemical composition of particulate matter in Bedford Basin, 1973 and 1974. Fish. Mar. Serv. Data Rept. No. 56: 370 p.
- Williams, P.J. LeB. and N.W. Jenkinson. 1982. A transportable microprocessor controlled Winkler titration suitable for field station and shipboard use. *Limnol. Oceanogr.* 27(3): 576-584.
- Yentsch, C.S. and D.W. Menzel. 1963. A method for the determination of phytoplankton chlorophyll and phaeophytin by fluorescence. *Deep-Sea Res.* 10: 221-231.



**Location of Sampling Station in Bedford Basin, N.S.**







*In Situ* profiles





## Units

Depth	= meters
Temperature	= °C
O <sub>2</sub>	= mg ℓ <sup>-1</sup>
P <sub>C</sub>	= mg C m <sup>-3</sup> h <sup>-1</sup>
P <sub>DOC</sub>	= mg C m <sup>-3</sup> h <sup>-1</sup>
P <sub>g</sub>	= mg O <sub>2</sub> m <sup>-3</sup> h <sup>-1</sup>
P <sub>n</sub>	= mg O <sub>2</sub> m <sup>-3</sup> h <sup>-1</sup>
P <sub>r</sub>	= mg O <sub>2</sub> m <sup>-3</sup> h <sup>-1</sup>
Inorganic nutrients	= mg at m <sup>-3</sup>
Organic particulates	= mg m <sup>-3</sup>

$$PQ = \frac{P_g}{P_C} \times \frac{12}{32}$$

BEDFORD BASIN 1985

LAT 44 31.3' N

LONG 63 38.3' W

DATE 11/03/85

JULIAN DAY 70

DEPTH	TEMP	% LIGHT	O2	NO3	SIO3	PO4	NH3	CHL	POC	PON	C:N
1	1.0	80.0	12.86	4.58	8.68	.78	.77	2.68	309	44	7.02
5	1.0	32.9	12.84	4.19	7.60	.82	.61	4.90	517	83	6.23
10	1.0	11.1	12.50	4.70	7.77	.92	.48	4.52	519	113	4.59
0-10			127.61	44.35	79.67	8.33	6.26	41.39	4551	788	

6 HOUR INCUBATION

DEPTH	PC	PDOC	% DOC/TOT	PG	PN	PR	PQ
1	2.35	-	-	14.98	12.53	2.45	2.39
5	10.60	-	-	36.90	25.90	10.91	1.31
10	1.18	-	-	6.70	4.60	2.12	2.13
0-10	57.70	-		227.74	165.64	61.75	

24 HOUR INCUBATION

DEPTH	PC	PDOC	% DOC/TOT	PG	PN	PR	PQ
1	1.07	-	-	5.19	-31.20	36.00	1.82
5	-	-	-	8.80	-28.40	37.20	-
10	.19	-	-	1.75	-33.60	35.60	-
0-10	-	-		59.55	-305.40	364.40	

BEDFORD BASIN 1985

LAT 44 31.3' N

LONG 63 38.3' W

DATE 14/03/85

JULIAN DAY 73

DEPTH	TEMP	% LIGHT	O2	NO3	SIO3	PO4	NH3	CHL	POC	PON	C:N
1	1.5	59.4	11.58	3.24	7.21	.48	1.26	2.18	-	-	-
5	1.5	7.4	11.49	3.60	6.78	.57	.90	4.72	-	-	-
10	1.5	2.0	11.28	3.00	5.29	.55	.49	6.12	633	97	6.53
0-10			114.65	33.42	65.37	5.38	9.06	43.08	-	-	

6 HOUR INCUBATION

DEPTH	PC	PDOC	% DOC/TOT	PG	PN	PR	PQ
1	3.82	.25	6.0	14.29	8.57	5.72	1.40
5	1.06	.39	26.6	7.60	6.21	3.14	2.69
10	.30	.18	38.2	4.39	-.47	4.85	-
0-10	16.98	2.96		88.05	52.48	43.42	

24 HOUR INCUBATION

DEPTH	PC	PDOC	% DOC/TOT	PG	PN	PR	PQ
1	1.76	.06	3.4	7.91	6.72	1.22	1.68
5	.62	.09	13.2	5.64	4.70	.67	2.57
10	.14	.03	16.5	-	1.37	1.04	-
0-10	8.42	.66		-	44.74	9.28	

BEDFORD BASIN 1985

LAT 44 31.3' N

LONG 63 38.3' W

DATE 18/03/85

JULIAN DAY 77

DEPTH	TEMP	% LIGHT	O2	NO3	SIO3	PO4	NH3	CHL	POC	PON	C:N
1	.0	68.4	11.42	3.03	6.68	.60	.55	13.75	745	114	6.54
5	.0	15.0	11.45	2.27	5.23	.49	.49	12.18	683	107	6.38
10	.5	3.3	11.53	2.14	4.89	.48	.46	13.64	722	112	6.45
0-10			114.61	24.66	55.80	5.21	5.01	130.16	7113	1103	

6 HOUR INCUBATION

DEPTH	PC	PDOC	% DOC/TOT	PG	PN	PR	PQ
1	12.27	1.27	9.4	63.13	51.80	11.08	1.93
5	2.42	1.17	32.5	18.70	7.00	11.68	2.89
10	.20	.08	26.9	-	-35.30	33.81	-
0-10	48.20	9.28		-	98.65	170.33	

24 HOUR INCUBATION

DEPTH	PC	PDOC	% DOC/TOT	PG	PN	PR	PQ
1	3.08	.36	10.4	21.91	23.40	-1.50	2.67
5	.81	.18	17.9	6.08	8.40	-1.40	2.81
10	.11	-	-	-	-1.90	2.50	-
0-10	13.16	-		-	103.25	-4.55	

BEDFORD BASIN 1985

LAT 44 31.3' N

LONG 63 38.3' W

DATE 21/03/85

JULIAN DAY 80

DEPTH	TEMP	% LIGHT	O2	NO3	SiO3	PO4	NH3	CHL	POC	PON	C:N
1	.0	66.9	11.64	1.91	4.23	.55	.55	3.18	438	63	6.95
5	.0	13.4	11.62	2.07	4.23	.50	.76	4.55	502	77	6.52
10	.0	3.4	11.43	2.98	5.78	.45	.75	9.51	636	100	6.36
0-10			115.79	22.50	46.18	5.03	6.95	53.79	5163	785	

6 HOUR INCUBATION

DEPTH	PC	PDOC	% DOC/TOT	PG	PN	PR	PQ
1	6.80	.73	9.7	23.24	18.80	4.40	1.28
5	5.22	.95	15.4	14.64	11.61	3.10	1.05
10	1.28	1.04	44.7	7.91	6.10	1.80	2.31
0-10	47.09	9.07		155.38	123.90	31.65	

24 HOUR INCUBATION

DEPTH	PC	PDOC	% DOC/TOT	PG	PN	PR	PQ
1	1.65	.16	8.5	9.64	5.14	4.50	2.19
5	1.51	.22	12.6	6.24	4.81	1.43	1.55
10	.40	.12	23.5	2.68	-.72	3.40	2.51
0-10	12.75	1.77		63.70	35.27	28.44	

BEDFORD BASIN 1985

LAT 44 31.3' N      LONG 63 38.3' W      DATE 25/03/85      JULIAN DAY 84

DEPTH	TEMP	% LIGHT	O2	NO3	SIO3	PO4	NH3	CHL	POC	PON	C:N
1	.5	78.0	11.61	2.14	6.82	.67	.65	1.24	218	28	7.79
5	.5	28.9	11.60	3.66	7.79	.59	.55	1.53	259	34	7.62
10	.5	8.4	11.30	3.61	4.65	.40	.62	3.69	387	59	6.56
0-10			115.28	31.92	67.14	5.67	5.98	19.83	2787	384	

6 HOUR INCUBATION

DEPTH	PC	PDOC	% DOC/TOT	PG	PN	PR	PQ
1	2.38	.08	3.3	9.76	1.67	8.10	1.54
5	1.88	.08	4.0	8.95	2.17	6.78	1.78
10	.74	.20	21.5	3.31	3.31	4.04	1.69
0-10	17.45	1.10		77.83	23.05	64.91	

24 HOUR INCUBATION

DEPTH	PC	PDOC	% DOC/TOT	PG	PN	PR	PQ
1	.96	.01	1.4	6.23	-1.46	7.69	2.42
5	.80	.04	4.3	6.09	-1.99	8.08	2.85
10	.33	.06	16.0	2.73	-3.19	5.92	-
0-10	7.31	.36		52.92	-21.31	74.23	

BEDFORD BASIN 1985

LAT 44 31.3' N

LONG 63 38.3' W

DATE 28/03/85

JULIAN DAY 87

DEPTH	TEMP	% LIGHT	O2	NO3	SIO3	PO4	NH3	CHL	POC	PON	C:N
1	1.0	78.8	11.45	3.97	7.58	.62	.95	.76	207	26	7.96
5	1.0	30.4	11.39	3.97	7.71	.67	.99	2.69	298	43	6.93
10	1.0	9.2	11.19	4.25	7.88	.73	.74	4.11	427	64	6.67
0-10			113.58	40.40	77.13	6.70	9.16	24.66	3029	431	

6 HOUR INCUBATION

DEPTH	PC	PDOC	% DOC/TOT	PG	PN	PR	PQ
1	1.67	.10	5.5	6.70	7.28	-.58	1.50
5	1.25	.14	10.3	4.66	5.05	-.39	1.40
10	.65	.13	16.7	3.37	-1.80	5.16	1.94
0-10	12.26	1.26		49.50	40.07	9.41	

24 HOUR INCUBATION

DEPTH	PC	PDOC	% DOC/TOT	PG	PN	PR	PQ
1	.79	.03	4.1	3.78	1.65	2.13	1.80
5	.81	.07	8.1	2.82	.63	2.18	1.30
10	.11	.07	39.1	-	-2.69	4.80	-
0-10	6.29	.58		-	1.06	28.20	

BEDFORD BASIN 1985

LAT 44 31.3' N

LONG 63 38.3' W

DATE 01/04/85

JULIAN DAY 91

DEPTH	TEMP	% LIGHT	O2	NO3	SIO3	PO4	NH3	CHL	POC	PON	C:N
1	1.0	75.3	11.39	2.44	4.84	.41	.72	1.11	218	29	7.52
5	1.0	24.3	11.26	3.36	6.21	.30	.80	2.46	363	56	6.48
10	1.0	8.3	11.09	4.26	7.87	.75	.76	3.58	498	81	6.15
0-10			112.57	33.09	62.14	4.46	7.66	23.35	3532	541	

6 HOUR INCUBATION

DEPTH	PC	PDOC	% DOC/TOT	PG	PN	PR	PQ
1	1.79	.12	6.5	6.61	2.93	5.85	1.39
5	1.40	.24	14.6	7.51	7.04	.47	2.00
10	.32	.07	17.9	3.04	-2.01	5.05	-
0-10	12.47	1.62		61.23	35.45	32.29	

24 HOUR INCUBATION

DEPTH	PC	PDOC	% DOC/TOT	PG	PN	PR	PQ
1	.81	.03	3.1	2.55	-2.29	4.84	1.18
5	.64	.06	9.1	2.93	-2.33	5.26	1.72
10	.19	.05	20.5	-	-6.15	6.95	-
0-10	5.79	.49		-	-32.73	55.57	



BEDFORD BASIN 1985

LAT 44 31.3' N

LONG 63 38.3' W

DATE 03/04/85

JULIAN DAY 93

DEPTH	TEMP	% LIGHT	O2	NO3	SIO3	PO4	NH3	CHL	POC	PON	C:N
1	1.0	80.6	11.42	2.09	4.64	.54	.91	.90	206	28	7.36
5	1.0	34.1	11.47	3.97	8.78	.89	.88	1.18	254	38	6.77
10	1.0	11.6	11.24	3.97	8.19	.85	.92	3.19	494	84	5.88
0-10			113.98	34.06	73.91	7.75	8.99	15.99	2996	465	

6 HOUR INCUBATION

DEPTH	PC	PDOC	% DOC/TOT	PG	PN	PR	PQ
1	1.46	.06	4.0	5.26	2.07	3.19	1.35
5	1.14	.16	12.4	4.12	4.22	-.10	1.36
10	.69	.34	32.9	2.71	3.52	-.81	1.47
0-10	11.24	1.75		41.10	34.00	7.10	

24 HOUR INCUBATION

DEPTH	PC	PDOC	% DOC/TOT	PG	PN	PR	PQ
1	.57	.02	3.0	2.98	-6.53	7.13	1.97
5	.42	.03	6.5	-	-7.34	6.69	-
10	.17	.04	17.9	-	-8.63	7.52	-
0-10	4.03	.30		-	-74.20	70.30	

BEDFORD BASIN 1985

LAT 44 31.3' N

LONG 63 38.3' W

DATE 09/04/85

JULIAN DAY 99

DEPTH	TEMP	% LIGHT	O2	NO3	SIO3	PO4	NH3	CHL	POC	PON	C:N
1	2.0	61.1	11.34	4.95	10.36	.12	1.27	2.52	399	60	6.66
5	2.0	11.2	11.22	3.66	9.62	.14	1.04	2.52	399	60	6.66
10	2.0	3.1	11.93	4.09	8.45	.37	.96	2.78	490	98	5.00
0-10			114.34	41.55	95.50	1.92	10.89	25.85	4217	695	

6 HOUR INCUBATION

DEPTH	PC	PDOC	% DOC/TOT	PG	PN	PR	PQ
1	5.48	.20	3.6	18.90	8.33	10.64	1.30
5	1.46	.10	6.6	6.54	1.90	4.64	1.68
10	.23	.04	14.3	-	-4.37	4.62	-
0-10	23.59	1.15		-	22.62	64.35	

24 HOUR INCUBATION

DEPTH	PC	PDOC	% DOC/TOT	PG	PN	PR	PQ
1	2.28	.11	4.6	10.99	.59	10.40	1.80
5	.90	.06	6.3	3.48	-2.78	6.27	1.45
10	.15	.02	14.0	-	-5.00	-5.05	-
0-10	11.27	.65		-	-23.24	46.79	

BEDFORD BASIN 1985

LAT 44 31.3' N

LONG 63 38.3' W

DATE 11/04/85

JULIAN DAY 101

DEPTH	TEMP	% LIGHT	O2	NO3	SIO3	PO4	NH3	CHL	POC	PON	C:N
1	2.7	75.9	11.39	2.63	4.76	.35	.48	5.32	516	89	5.80
5	2.7	25.2	11.39	2.93	5.41	.15	.58	4.89	527	99	5.32
10	2.7	9.0	11.17	2.94	5.32	.55	.87	4.42	516	90	5.73
0-10			113.35	28.43	51.93	3.10	6.23	49.02	5209	937	

6 HOUR INCUBATION

DEPTH	PC	PDOC	% DOC/TOT	PG	PN	PR	PQ
1	13.55	.54	3.8	43.84	43.70	.14	1.21
5	8.03	.68	7.8	28.79	2.61	8.19	1.34
10	2.08	.30	12.5	8.94	-3.59	12.53	1.61
0-10	81.99	5.43		283.43	133.87	68.60	

24 HOUR INCUBATION

DEPTH	PC	PDOC	% DOC/TOT	PG	PN	PR	PQ
1	5.88	.26	4.3	28.37	25.73	2.64	1.81
5	3.30	.24	6.7	15.43	10.10	5.32	1.76
10	.84	.05	5.4	3.10	-.17	3.27	1.39
0-10	34.59	1.99		162.30	122.22	40.04	

BEDFORD BASIN 1985

LAT 44 31.3' N

LONG 63 38.3' W

DATE 15/04/85

JULIAN DAY 105

DEPTH	TEMP	% LIGHT	O2	NO3	SIO3	PO4	NH3	CHL	POC	PON	C:N
1	3.0	76.5	11.51	1.81	2.23	.54	.65	3.20	311	51	6.10
5	3.0	26.2	11.49	3.07	4.90	.47	.62	5.24	428	76	5.63
10	3.5	7.3	11.21	3.98	7.36	.61	.86	4.69	468	90	5.20
0-10			114.26	29.20	47.14	5.26	6.89	44.91	4029	720	

6 HOUR INCUBATION

DEPTH	PC	PDOC	% DOC/TOT	PG	PN	PR	PQ
1	9.12	.32	3.4	32.47	23.46	9.01	1.34
5	6.49	.51	7.3	28.64	16.15	12.49	1.65
10	1.45	.20	12.1	4.63	1.88	2.77	1.20
0-10	60.19	3.76		237.87	147.76	90.16	

24 HOUR INCUBATION

DEPTH	PC	PDOC	% DOC/TOT	PG	PN	PR	PQ
1	2.83	.18	5.8	13.26	9.54	3.73	1.76
5	1.50	.16	9.5	7.97	1.80	6.18	1.99
10	.34	.04	10.4	1.61	-2.69	4.30	1.80
0-10	16.09	1.36		79.67	30.00	49.75	

BEDFORD BASIN 1985

LAT 44 31.3' N

LONG 63 38.3' W

DATE 18/04/85

JULIAN DAY 108

DEPTH	TEMP	% LIGHT	O2	NO3	SIO3	PO4	NH3	CHL	POC	PON	C:N
1	1.5	63.1	11.23	3.02	5.34	.44	.88	3.00	367	60	6.12
5	1.5	10.0	11.28	1.51	2.60	.39	.88	3.11	344	66	5.21
10	1.5	4.2	11.18	2.70	3.44	.56	.90	2.94	341	64	5.33
0-10			112.40	22.61	36.32	4.48	8.85	30.35	3501	637	

6 HOUR INCUBATION

DEPTH	PC	PDOC	% DOC/TOT	PG	PN	PR	PQ
1	4.06	.22	5.2	14.21	3.15	11.08	1.31
5	6.08	.44	6.7	28.15	19.92	8.23	1.74
10	4.13	.52	11.1	25.30	10.78	14.50	2.30
0-10	49.87	3.94		232.56	126.04	106.53	

24 HOUR INCUBATION

DEPTH	PC	PDOC	% DOC/TOT	PG	PN	PR	PQ
1	2.14	.12	5.3	9.16	3.36	5.79	1.61
5	1.87	.12	6.1	8.99	4.10	4.23	1.80
10	.90	.10	9.9	4.25	-.05	4.30	1.76
0-10	17.09	1.15		78.56	28.41	47.16	

BEDFORD BASIN 1985

LAT 44 31.3' N

LONG 63 38.3' W

DATE 22/04/85

JULIAN DAY 112

DEPTH	TEMP	% LIGHT	O2	NO3	SIO3	PO4	NH3	CHL	POC	PON	C:N
1	3.5	75.4	11.56	3.49	5.27	.19	1.12	3.03	356	57	6.25
5	3.0	6.4	11.57	3.26	4.92	.40	1.10	5.27	508	77	6.60
10	2.2	6.4	11.26	3.71	4.20	.40	1.10	3.63	380	51	7.45
0-10			114.90	34.42	48.45	3.37	11.06	41.88	4304	645	

6 HOUR INCUBATION

DEPTH	PC	PDOC	% DOC/TOT	PG	PN	PR	PQ
1	9.66	.28	2.8	49.00	31.59	17.42	1.90
5	15.07	.80	5.0	57.80	34.37	23.40	1.44
10	3.66	.35	8.8	21.80	5.62	16.22	2.23
0-10	105.95	5.32		461.60	263.49	198.11	

24 HOUR INCUBATION

DEPTH	PC	PDOC	% DOC/TOT	PG	PN	PR	PQ
1	4.24	-	-	14.09	13.28	7.82	1.25
5	4.34	-	-	21.73	14.06	7.67	1.74
10	1.32	-	-	5.36	4.26	1.10	1.79
0-10	35.55	-		153.46	113.76	39.73	

BEDFORD BASIN 1985

LAT 44 31.3' N

LONG 63 38.3' W

DATE 25/04/85

JULIAN DAY 115

DEPTH	TEMP	% LIGHT	O2	NO3	SiO3	PO4	NH3	CHL	POC	PON	C:N
1	2.5	74.8	11.43	2.98	5.13	.35	.46	2.91	260	39	6.67
5	2.5	23.4	11.37	2.57	3.60	.48	.49	3.30	307	46	6.67
10	2.5	5.7	11.23	2.55	3.39	.30	.54	3.30	307	46	6.67
0-10			113.53	26.88	40.07	3.96	4.94	31.83	2929	439	

6 HOUR INCUBATION

DEPTH	PC	PDOC	% DOC/TOT	PG	PN	PR	PQ
1	5.94	.23	3.8	24.50	14.41	10.12	1.55
5	8.21	.37	4.3	31.20	19.28	11.97	1.43
10	5.28	.46	8.0	22.20	8.76	13.51	1.58
0-10	67.97	3.51		269.40	151.89	118.00	

24 HOUR INCUBATION

DEPTH	PC	PDOC	% DOC/TOT	PG	PN	PR	PQ
1	4.39	.17	3.7	14.57	8.39	6.27	1.24
5	3.70	.25	6.2	12.83	6.78	6.05	1.30
10	1.42	.08	5.3	7.84	-.92	8.77	2.08
0-10	33.37	1.84		121.05	53.38	67.96	

BEDFORD BASIN 1985

LAT 44 31.3' N

LONG 63 38.3' W

DATE 02/05/85

JULIAN DAY 122

DEPTH	TEMP	% LIGHT	O2	NO3	SI03	PO4	NH3	CHL	POC	PON	C:N
1	4.0	67.6	12.19	.62	1.54	.23	.12	7.15	467	79	5.94
5	4.0	14.2	12.34	.14	.85	.27	.16	11.44	558	99	5.64
10	3.0	2.6	12.03	.32	.84	.31	.13	12.76	591	117	5.05
0-10			122.18	3.29	10.55	2.68	1.41	104.83	5389	975	

6 HOUR INCUBATION

DEPTH	PC	PDOC	% DOC/TOT	PG	PN	PR	PQ
1	21.32	.86	3.9	69.77	44.35	25.42	1.23
5	16.06	.92	5.4	75.25	32.08	43.17	1.76
10	3.37	.39	10.2	24.06	-10.03	34.08	2.68
0-10	144.66	7.70		608.09	252.34	355.73	

24 HOUR INCUBATION

DEPTH	PC	PDOC	% DOC/TOT	PG	PN	PR	PQ
1	7.63	.37	4.6	24.05	-	-	1.18
5	3.90	.25	5.9	12.31	-	-	1.18
10	.77	.07	8.2	5.62	-	-	2.59
0-10	42.37	2.41		141.60	-	-	



BEDFORD BASIN 1985

LAT 44 31.3' N

LONG 63 38.3' W

DATE 06/05/85

JULIAN DAY 126

DEPTH	TEMP	% LIGHT	O2	NO3	SIO3	PO4	NH3	CHL	POC	PON	C:N
1	4.0	66.9	11.83	.00	.00	.13	.00	5.14	397	73	5.44
5	4.0	13.4	11.91	.03	.00	.07	.01	7.34	517	77	6.71
10	3.5	2.0	11.73	.08	.65	.41	.00	11.37	548	102	5.37
0-10			118.41	.34	1.63	1.73	.05	76.88	4887	820	

6 HOUR INCUBATION

DEPTH	PC	PDOC	% DOC/TOT	PG	PN	PR	PQ
1	16.06	1.00	5.8	44.90	45.60	-.70	1.05
5	12.82	.90	6.5	463.00	39.40	6.80	1.35
10	2.71	.24	8.2	14.80	-6.68	21.56	2.04
0-10	112.65	7.65		2255.20	297.40	82.40	

24 HOUR INCUBATION

DEPTH	PC	PDOC	% DOC/TOT	PG	PN	PR	PQ
1	4.36	.25	5.5	17.50	11.05	6.44	1.51
5	3.16	.25	7.2	12.40	4.88	7.49	1.47
10	.81	.07	8.1	4.37	-5.56	9.93	2.02
0-10	29.33	2.05		119.23	41.21	77.85	

BEDFORD BASIN 1985

LAT 44 31.3' N

LONG 63 38.3' W

DATE 09/05/85

JULIAN DAY 129

DEPTH	TEMP	% LIGHT	O2	NO3	SIO3	PO4	NH3	CHL	POC	PON	C:N
1	3.5	66.9	11.93	.48	.91	.33	.00	6.46	711	123	5.78
5	3.5	13.5	11.82	.00	1.12	.29	.00	7.34	600	114	5.26
10	3.5	2.1	11.53	.00	1.91	.33	.14	6.08	446	85	5.25
0-10			117.81	1.44	12.55	3.12	.35	67.61	5948	1094	

6 HOUR INCUBATION

DEPTH	PC	PDOC	% DOC/TOT	PG	PN	PR	PQ
1	16.62	.92	5.2	55.60	40.06	15.59	1.26
5	15.77	1.56	9.0	55.50	40.57	14.98	1.32
10	2.76	.39	12.2	14.40	2.61	11.78	1.96
0-10	127.73	10.76		452.55	309.27	143.63	

24 HOUR INCUBATION

DEPTH	PC	PDOC	% DOC/TOT	PG	PN	PR	PQ
1	6.80	.48	6.5	24.14	9.80	14.34	1.33
5	4.11	.33	7.5	14.10	-.42	14.52	1.29
10	.80	.08	9.4	3.94	-10.10	14.04	1.85
0-10	40.90	3.13		145.72	2.26	143.46	

BEDFORD BASIN 1985

LAT 44 31.3' N

LONG 63 38.3' W

DATE 13/05/85

JULIAN DAY 133

DEPTH	TEMP	% LIGHT	O2	NO3	SiO3	PO4	NH3	CHL	POC	PON	C:N
1	5.5	71.6	11.54	.00	.50	.18	.00	3.88	501	69	7.26
5	5.5	18.8	11.57	.00	.58	.35	.01	4.10	525	81	6.48
10	4.0	3.5	11.35	.05	.40	.44	.21	4.93	692	132	5.24
0-10			115.06	.13	5.11	3.22	.57	42.42	5595	901	

6 HOUR INCUBATION

DEPTH	PC	PDOC	% DOC/TOT	PG	PN	PR	PQ
1	11.48	.94	7.6	42.30	29.00	13.30	1.48
5	3.97	.46	10.4	17.50	3.80	13.80	1.66
10	.66	.06	8.4	3.18	-9.50	12.70	1.81
0-10	53.96	5.04		213.60	80.35	133.75	

24 HOUR INCUBATION

DEPTH	PC	PDOC	% DOC/TOT	PG	PN	PR	PQ
1	3.85	.44	11.5	10.31	2.87	7.44	1.14
5	.83	.11	11.4	3.42	-5.16	9.31	1.54
10	.16	.03	14.1	-	-9.00	8.47	-
0-10	15.69	1.89		-	-37.11	85.39	

BEDFORD BASIN 1985

LAT 44 31.3' N

LONG 63 38.3' W

DATE 21/05/85

JULIAN DAY 141

DEPTH	TEMP	% LIGHT	O2	NO3	SIO3	PO4	NH3	CHL	POC	PON	C:N
1	9.5	68.4	10.59	.33	.97	.51	.00	3.91	497	98	5.07
5	8.0	15.0	10.87	.00	1.41	.40	.01	6.50	664	134	4.96
10	5.5	3.2	10.69	.00	1.83	.34	.44	6.48	618	117	5.28
0-10			107.41	.99	13.83	4.18	1.15	57.18	6024	1189	

6 HOUR INCUBATION

DEPTH	PC	PDOC	% DOC/TOT	PG	PN	PR	PQ
1	23.95	5.80	19.5	63.60	64.00	-.42	1.02
5	8.17	1.83	18.3	33.70	15.70	17.96	1.55
10	1.17	.34	22.5	27.60	-2.68	30.50	-
0-10	111.54	26.49		411.45	255.95	155.81	

24 HOUR INCUBATION

DEPTH	PC	PDOC	% DOC/TOT	PG	PN	PR	PQ
1	6.94	1.40	16.8	24.50	12.46	12.05	1.38
5	2.20	.36	14.0	9.97	-1.82	11.79	1.59
10	.31	.08	20.6	2.58	-6.35	9.11	-
0-10	31.50	6.02		124.82	13.32	111.98	

BEDFORD BASIN 1985

LAT 44 31.3' N

LONG 63 38.3' W

DATE 27/05/85

JULIAN DAY 147

DEPTH	TEMP	% LIGHT	O2	NO3	SIO3	PO4	NH3	CHL	POC	PON	C:N
1	12.0	54.9	10.99	.00	.26	.36	.01	11.32	705	126	5.60
5	8.0	6.2	11.24	.09	.50	.47	.16	11.25	779	151	5.16
10	5.5	1.6	10.96	.47	.60	.59	.96	5.63	561	107	5.24
0-10			110.95	1.58	4.53	4.67	3.15	98.66	7023	1325	

6 HOUR INCUBATION

DEPTH	PC	PDOC	% DOC/TOT	PG	PN	PR	PQ
1	34.94	1.92	5.2	111.50	83.90	27.57	1.20
5	4.52	.62	12.0	46.80	12.10	34.89	-
10	.55	-	-	18.90	-4.46	23.36	-
0-10	126.54	-		592.35	295.00	298.12	

24 HOUR INCUBATION

DEPTH	PC	PDOC	% DOC/TOT	PG	PN	PR	PQ
1	1.20	-	-	6.01	-10.71	16.72	-
5	1.57	-	-	11.60	-6.63	18.58	2.77
10	.20	-	-	6.01	-10.71	16.72	-
0-10	8.17	-		85.26	-88.74	175.57	

BEDFORD BASIN 1985

LAT 44 31.3' N

LONG 63 38.3' W

DATE 03/06/85

JULIAN DAY 154

DEPTH	TEMP	% LIGHT	O2	NO3	SIO3	PO4	NH3	CHL	POC	PON	C:N
1	12.0	52.2	10.85	.00	.85	.38	.01	20.82	1314	204	6.44
5	10.0	3.3	11.03	.00	.53	.40	.03	20.44	1121	196	5.72
10	8.5	.3	10.74	.16	.85	.55	.00	16.96	1305	201	6.49
0-10			109.04	.40	7.06	4.32	.17	196.84	12249	1996	

6 HOUR INCUBATION

DEPTH	PC	PDOC	% DOC/TOT	PG	PN	PR	PQ
1	106.10	2.01	1.8	209.80	169.90	39.90	.74
5	19.39	1.59	7.6	59.90	21.50	38.40	1.20
10	1.68	.23	12.0	17.30	-19.10	36.50	-
0-10	409.76	13.76		942.20	558.70	383.75	

24 HOUR INCUBATION

DEPTH	PC	PDOC	% DOC/TOT	PG	PN	PR	PQ
1	22.77	1.46	6.0	84.73	62.90	21.80	1.40
5	4.33	.50	10.4	24.64	3.44	21.20	1.97
10	.38	.06	14.4	12.21	-6.57	18.77	-
0-10	88.75	6.78		395.60	187.76	207.73	

BEDFORD BASIN 1985

LAT 44 31.3' N

LONG 63 38.3' W

DATE 10/06/85

JULIAN DAY 161

DEPTH	TEMP	% LIGHT	O2	NO3	SIO3	PO4	NH3	CHL	POC	PON	C:N
1	12.0	64.0	10.19	.06	1.24	.27	.00	3.61	649	118	5.50
5	9.0	10.7	10.76	.07	.86	.26	.03	4.54	624	114	5.47
10	7.5	18.0	10.45	.57	.68	.53	.02	5.90	621	110	5.65
0-10			105.12	1.92	9.29	3.31	.19	46.01	6307	1142	

6 HOUR INCUBATION

DEPTH	PC	PDOC	% DOC/TOT	PG	PN	PR	PQ
1	3.71	.01	.3	11.85	-17.10	28.90	1.20
5	.35	.06	1.7	10.35	-19.40	29.81	-
10	.05	.00	.0	8.25	-6.08	14.32	-
0-10	12.83	.30		102.75	-153.80	256.65	

24 HOUR INCUBATION

DEPTH	PC	PDOC	% DOC/TOT	PG	PN	PR	PQ
1	2.89	.24	7.5	15.76	2.26	13.50	2.04
5	.64	.07	10.2	8.90	-10.46	19.35	-
10	.02	.02	5.0	14.61	-.96	15.68	-
0-10	11.60	1.09		123.86	-42.69	166.78	

BEDFORD BASIN 1985

LAT 44 31.3' N

LONG 63 38.3' W

DATE 17/06/85

JULIAN DAY 168

DEPTH	TEMP	% LIGHT	O2	NO3	SIO3	PO4	NH3	CHL	POC	PON	C:N
1	11.0	67.5	10.32	.11	.65	.15	.00	10.69	993	132	7.52
5	9.0	14.0	10.25	.12	.81	.22	.00	11.19	910	122	7.46
10	6.5	2.3	10.28	.86	1.26	.56	.47	10.69	628	93	6.75
0-10			102.79	3.02	8.75	2.84	1.18	109.15	8644	1177	

6 HOUR INCUBATION

DEPTH	PC	PDOC	% DOC/TOT	PG	PN	PR	PQ
1	12.95	.28	2.1	52.66	11.91	40.70	1.52
5	.96	.00	.0	12.36	-10.00	22.40	-
10	.05	.00	.0	8.80	-27.10	35.80	-
0-10	43.30	.84		235.60	-77.02	312.40	

24 HOUR INCUBATION

DEPTH	PC	PDOC	% DOC/TOT	PG	PN	PR	PQ
1	10.60	.38	3.4	46.07	25.28	20.79	1.63
5	1.11	.07	5.7	14.26	4.64	9.29	-
10	.11	.02	16.9	13.71	-4.60	18.33	-
0-10	37.07	1.51		236.66	85.22	150.00	



**Light Saturation Data and Related Biomass and Inorganic  
Nutrient Measurements**



**Units**

$$P = \text{mg C m}^{-3} \text{ h}^{-1} (\text{mg Chl})^{-1}$$

$$I = W \text{ m}^{-2}$$

$$P_s = \text{mg C mg Chl}^{-1} \text{ h}^{-1}$$

$$\alpha = \text{mg C (mg Chl)}^{-1} \text{ h}^{-1} \text{ w}^{-1} \text{ m}^{-2}$$

$$\beta = \text{mg C (mg Chl)}^{-1} \text{ h}^{-1} \text{ w}^{-1} \text{ m}^{-2}$$

Organic particulates are in  $\text{mg m}^{-3}$  and inorganic nutrients in  $\text{mg at m}^{-3}$ . The 90% confidence interval for  $P_s$ ,  $\alpha$  and  $\beta$  are shown in the closed brackets below the estimates for each parameter.

BEDFORD BASIN 1985

LAT 44 31.3' N		LONG 63 38.3' W		DATE 12/03/85		DEPTH 1 M	
I	P	I	P	I	P	I	P
805	1.82	407	1.78	399	1.52	327	1.92
295	1.78	255	1.87	223	1.99	223	2.11
204	1.82	162	1.83	159	1.97	138	2.08
124	1.92	108	1.78	90	1.93	81	1.66
76	1.68	66	1.77	56	1.38	44	.96
44	1.50	30	.66	30	.88	22	.57
21	.61	17	.37	11	.26	11	.25
9	.18	9	.14	6	.10	6	.12
6	.10	6	.09	3	.05	3	.05
2	.04						

PARAMETER VALUES

PS : 2.19  
( 2.04, 2.33 )

ALPHA : .039  
( .036, .042 )

BETA : .0009  
( .0004, .0013 )

SAMPLE TEMP .5 C

INCUBATION TEMP 1.0 C

CHLOROPHYLL : 2.51

NITRATE : 4.13

CARBON : 332

SILICATE : 8.57

NITROGEN : 80

PHOSPHATE : .71

AMMONIUM : .72

BEDFORD BASIN 1985

LAT 44 31.3' N		LONG 63 38.3' W		DATE 12/03/85		DEPTH 10 M	
I	P	I	P	I	P	I	P
769	1.60	753	1.89	538	2.25	407	2.62
379	2.26	319	2.32	263	2.61	247	2.09
235	2.57	168	2.25	167	2.58	153	2.14
125	1.88	118	2.44	118	2.02	89	2.09
84	2.22	80	2.22	67	1.85	51	1.68
47	1.70	41	1.21	37	1.17	28	.99
28	.66	22	.54	20	.53	15	.27
14	.38	11	.29	10	.17	9	.15
7	.13	6	.09	5	.09	4	.06
4	.03	3	.06	3	.03	2	.03

PARAMETER VALUES

PS : 3.03  
( 2.79, 3.27 )

ALPHA : .040  
( .038, .043 )

BETA : .0020  
( .0014, .0027 )

SAMPLE TEMP .5 C

INCUBATION TEMP 1.0 C

CHLOROPHYLL : 5.25

NITRATE : 4.32

CARBON : 555

SILICATE : 8.02

NITROGEN : 78

PHOSPHATE : .71

AMMONIUM : .67

BEDFORD BASIN 1985

LAT 44 31.3' N		LONG 63 38.3' W		DATE 15/03/85		DEPTH 1 M	
I	P	I	P	I	P	I	P
805	2.32	753	2.20	578	1.99	407	2.14
399	1.87	375	2.32	327	1.76	295	1.79
223	2.14	223	1.96	204	1.80	162	1.52
159	1.67	138	1.63	124	1.92	108	1.77
90	1.30	81	1.42	76	1.35	66	1.54
56	1.31	44	.73	44	1.02	30	.55
30	.65	22	.34	21	.40	17	.29
16	.23	11	.12	11	.17	9	.08
9	.11	6	.00	6	.05	6	.02

PARAMETER VALUES

PS : 2.07  
( 1.91, 2.24 )

ALPHA : .027  
( .024, .029 )

BETA : .0000  
( -.0003, .0003 )

SAMPLE TEMP 1.0 C

INCUBATION TEMP 1.5 C

CHLOROPHYLL : 4.68

NITRATE : 4.43

CARBON : 371

SILICATE : 9.25

NITROGEN : 50

PHOSPHATE : .56

AMMONIUM : 1.01

BEDFORD BASIN 1985

LAT 44 31.3' N		LONG 63 38.3' W		DATE 15/03/85		DEPTH 10 M	
I	P	I	P	I	P	I	P
769	1.79	753	2.26	538	1.93	419	1.80
407	2.26	379	2.21	319	2.01	263	2.26
247	2.07	168	2.30	167	2.37	153	1.95
125	2.07	118	2.32	118	2.05	89	1.73
84	1.75	80	1.84	67	1.59	51	1.46
47	1.07	41	1.25	37	.90	28	.71
28	.51	22	.35	20	.36	15	.30
14	.18	11	.12	10	.13	9	.07
7	.07	6	.04	5	.03	4	.01
4	.03	3	.01	3	.01		

PARAMETER VALUES

PS : 2.63  
( 2.40, 2.85 )

ALPHA : .034  
( .031, .037 )

BETA : .0012  
( .0006, .0017 )

SAMPLE TEMP 1.0 C

INCUBATION TEMP 1.5 C

CHLOROPHYLL : 2.95

NITRATE : 2.70

CARBON : 449

SILICATE : 5.13

NITROGEN : 72

PHOSPHATE : .46

AMMONIUM : .89

BEDFORD BASIN 1985

LAT 44 31.3' N		LONG 63 38.3' W		DATE 19/03/85		DEPTH 1 M	
I	P	I	P	I	P	I	P
837	3.11	789	2.72	534	2.81	530	3.35
462	3.40	415	2.84	391	2.80	319	3.20
315	3.21	299	3.13	231	3.53	223	3.09
215	3.38	183	2.75	151	3.85	132	3.44
120	2.72	112	3.99	99	2.76	90	3.08
78	3.77	63	3.02	52	1.88	45	1.74
36	2.12	33	1.62	26	1.57	24	.78
20	.68	19	.64	14	.42	14	.29
12	.28	9	.22	8	.12	6	.12
6	.07	5	.12	4	.04	3	.04
3	.00	2	.01				

PARAMETER VALUES

PS : 3.79  
( 3.48, 4.09 )

ALPHA : .065  
( .059, .072 )

BETA : .0015  
( .0007, .0023 )

SAMPLE TEMP .0 C

INCUBATION TEMP 1.0 C

CHLOROPHYLL : 3.85

NITRATE : 2.42

CARBON : 445

SILICATE : 5.40

NITROGEN : 68

PHOSPHATE : .46

AMMONIUM : .65



BEDFORD BASIN 1985

LAT 44 31.3' N		LONG 63 38.3' W		DATE 19/03/85		DEPTH 10 M	
I	P	I	P	I	P	I	P
757	4.80	738	5.43	678	4.00	506	5.77
439	3.91	347	5.79	339	5.13	247	6.52
227	5.71	223	6.91	136	5.86	132	7.55
132	6.61	120	6.23	120	6.29	116	7.03
87	6.29	82	5.20	81	6.95	59	5.46
59	6.33	49	4.79	44	2.45	35	3.48
30	1.93	26	1.61	22	1.12	16	.62
14	1.10	13	.54	12	.44	9	.36
9	.22	7	.22	6	.12	5	.09
5	.06	4	.06	4	.06	3	.01
2	.00						

PARAMETER VALUES

PS : 8.57  
( 7.51, 9.62 )

ALPHA : .122  
( .110, .136 )

BETA : .0082  
( .0048, .0115 )

SAMPLE TEMP .0 C

INCUBATION TEMP 1.0 C

CHLOROPHYLL : 2.57

NITRATE : 2.40

CARBON : 429

SILICATE : 4.91

NITROGEN : 63

PHOSPHATE : .55

AMMONIUM : .59

BEDFORD BASIN 1985

LAT 44 31.3' N		LONG 63 38.3' W		DATE 20/03/85		DEPTH 5 M	
I	P	I	P	I	P	I	P
837	1.35	789	1.47	534	1.72	530	1.79
462	1.98	415	2.42	391	2.21	319	2.52
315	1.98	299	2.16	223	2.04	215	2.03
183	2.17	132	2.25	112	2.19	90	1.42
78	2.04	63	1.07	52	1.29	45	.91
36	1.11	33	.69	26	.64	24	.43
20	.31	19	.46	14	.35	14	.24
12	.21	9	.16	8	.13	6	.10
6	.09	5	.06	4	.05	3	.04
3	.03	2	.02				

PARAMETER VALUES

PS : 3.40  
( 2.96, 3.83 )

ALPHA : .029  
( .027, .031 )

BETA : .0037  
( .0024, .0050 )

SAMPLE TEMP .0 C

INCUBATION TEMP 1.0 C

CHLOROPHYLL : 2.62

NITRATE : 3.08

CARBON : 324

SILICATE : 5.56

NITROGEN : 48

PHOSPHATE : .56

AMMONIUM : .69

BEDFORD BASIN 1985

LAT 44 31.3' N		LONG 63 38.3' W		DATE 22/03/85		DEPTH 1 M	
I	P	I	P	I	P	I	P
833	2.37	534	2.75	411	2.89	351	2.61
307	2.68	303	2.79	299	2.87	239	3.07
219	2.79	171	2.84	167	2.65	128	2.85
118	2.58	112	2.63	98	2.69	87	2.35
85	1.96	67	2.11	58	1.76	48	1.67
41	1.23	37	1.04	30	.72	26	.61
20	.43	19	.36	16	.26	13	.22
12	.15	10	.12	9	.08	7	.07
5	.06	5	.04	4	.02	3	.04
3	.02						

PARAMETER VALUES

PS : 3.59  
( 3.27, 3.91 )

ALPHA : .040  
( .038, .043 )

BETA : .0020  
( .0011, .0029 )

SAMPLE TEMP .0 C

INCUBATION TEMP 1.0 C

CHLOROPHYLL : 3.19

NITRATE : 1.84

CARBON : 396

SILICATE : 3.54

NITROGEN : 59

PHOSPHATE : .40

AMMONIUM : .74

BEDFORD BASIN 1985

LAT 44 31.3' N		LONG 63 38.3' W		DATE 22/03/85		DEPTH 10 M	
I	P	I	P	I	P	I	P
797	3.61	789	4.65	710	4.30	562	4.68
431	3.99	367	4.89	327	4.53	251	4.60
251	4.90	235	5.21	183	4.76	175	4.74
163	4.61	148	4.78	132	4.63	132	4.83
112	4.12	103	4.23	90	3.97	64	3.56
58	3.53	45	2.50	45	2.96	39	2.08
24	.94	24	1.48	20	.72	19	.73
14	.49	13	.46	10	.29	9	.22
8	.10	7	.11	6	.07	5	.10
4	.02	4	.03	3	.00	3	.02

PARAMETER VALUES

PS : ( 5.38, 5.76  
6.14 )

ALPHA : ( .069, .079 )<sup>074</sup>

BETA : ( .0017, .0026  
.0035 )

SAMPLE TEMP : .0 C

INCUBATION TEMP : -.5 C

CHLOROPHYLL : 3.25

NITRATE : 2.47

CARBON : 615

SILICATE : 4.18

NITROGEN : 96

PHOSPHATE : .44

AMMONIUM : .63

BEDFORD BASIN 1985

LAT 44 31.3' N		LONG 63 38.3' W		DATE 26/03/85		DEPTH 1 M	
I	P	I	P	I	P	I	P
833	4.05	825	5.32	454	5.27	447	5.49
299	4.94	239	5.23	171	5.77	167	5.74
128	5.58	118	5.24	112	5.14	98	5.35
87	5.33	85	5.23	67	5.06	58	5.24
48	3.92	41	4.21	37	3.90	30	2.34
26	2.59	19	1.74	13	1.22	12	.87
10	.73	9	.62	7	.51	5	.43
5	.41	4	.48	3	.33	3	.20
2	.10						

PARAMETER VALUES

PS : 6.15  
( 5.87, 6.44 )

ALPHA : .137  
( .128, .146 )

BETA : .0021  
( .0014, .0029 )

SAMPLE TEMP : .5 C

INCUBATION TEMP : 3.0 C

CHLOROPHYLL : 1.13

NITRATE : 3.59

CARBON : 226

SILICATE : 5.89

NITROGEN : 29

PHOSPHATE : .50

AMMONIUM : 1.00

BEDFORD BASIN 1985

LAT 44 31.3' N		LONG 63 38.3' W		DATE 26/03/85		DEPTH 10 M	
I	P	I	P	I	P	I	P
797	3.66	789	3.41	710	3.00	562	3.54
431	2.99	367	3.38	327	3.34	251	3.06
251	4.05	235	3.24	183	4.15	175	4.43
163	3.88	148	3.91	132	4.47	132	4.28
112	3.58	103	4.07	64	2.25	58	2.90
45	2.18	45	2.34	39	1.99	24	1.28
24	1.45	20	.60	19	.81	14	.60
13	.40	10	.29	9	.69	8	.22
7	.16	6	.10	5	.07	4	.14
4	.05	3	.02	3	.15	3	.07

PARAMETER VALUES

PS : 4.43  
( 4.10, 4.76 )

ALPHA : .071  
( .064, .078 )

BETA : .0020  
( .0011, .0028 )

SAMPLE TEMP .5 C

INCUBATION TEMP 3.0 C

CHLOROPHYLL : 2.29

NITRATE : 3.55

CARBON : 364

SILICATE : 5.77

NITROGEN : 61

PHOSPHATE : .54

AMMONIUM : .74

BEDFORD BASIN 1985

LAT 44 31.3' N		LONG 63 38.3' W		DATE 29/03/85		DEPTH 1 M	
I	P	I	P	I	P	I	P
785	3.35	734	3.08	566	3.57	439	2.97
383	3.54	379	3.17	299	3.78	283	3.08
195	2.43	187	3.31	163	2.36	140	2.78
140	2.45	124	2.46	112	2.43	89	2.07
83	1.84	78	2.66	67	2.26	53	1.76
46	1.74	39	1.45	35	1.37	29	1.28
26	.90	22	.91	18	.85	15	.65
11	.40	11	.38	8	.32	8	.27
6	.18	6	.18	5	.09	4	.14
3	.12	3	.06	2	.07		

PARAMETER VALUES

PS : 3.24  
( 3.00, 3.47 )

ALPHA : .045  
( .041, .048 )

BETA : .0000  
( -.0005, .0005 )

SAMPLE TEMP 1.0 C

INCUBATION TEMP 1.0 C

CHLOROPHYLL : 1.01

NITRATE : 4.18

CARBON : 207

SILICATE : 8.24

NITROGEN : 24

PHOSPHATE : .49

AMMONIUM : .89

BEDFORD BASIN 1985

LAT 44 31.3' N		LONG 63 38.3' W		DATE 29/03/85		DEPTH 10 M	
I	P	I	P	I	P	I	P
837	2.99	817	2.57	538	3.19	450	2.56
367	2.98	335	3.53	331	2.96	227	2.62
227	2.96	215	3.90	195	3.10	167	2.81
128	3.06	120	3.91	116	3.26	100	3.38
94	2.63	88	3.10	81	2.54	58	2.27
48	2.45	45	1.96	45	1.46	35	1.57
31	.92	24	.92	23	.57	19	.68
17	.35	14	.41	11	.24	11	.26
8	.12	7	.15	6	.09	6	.11
5	.06	5	.09	3	.04	3	.03

PARAMETER VALUES

PS : 4.17  
( 3.77, 4.57 )

ALPHA : .054  
( .049, .058 )

BETA : .0023  
( .0012, .0033 )

SAMPLE TEMP 1.0 C

INCUBATION TEMP 1.0 C

CHLOROPHYLL : 2.45

NITRATE : 1.11

CARBON : 459

SILICATE : 2.59

NITROGEN : 72

PHOSPHATE : .38

AMMONIUM : .93



BEDFORD BASIN 1985

LAT 44 31.3' N		LONG 63 38.3' W		DATE 02/04/85		DEPTH 1 M	
I	P	I	P	I	P	I	P
781	3.75	746	3.42	526	3.40	490	3.16
466	3.77	391	3.34	363	2.86	311	2.67
287	3.40	251	3.34	231	2.96	203	3.63
171	2.92	159	2.92	155	3.29	132	2.91
120	2.68	112	3.01	79	2.55	79	2.78
75	2.32	53	1.74	51	2.28	42	1.91
40	1.54	31	1.09	27	1.10	21	.65
19	.63	15	.47	15	.53	11	.41
11	.46	8	.19	8	.25	5	.15
5	.16	4	.13	4	.08	3	.08
3	.08	2	.09				

PARAMETER VALUES

PS : 3.35  
( 3.16, 3.53 )

ALPHA : .053  
( .049, .057 )

BETA : .0000  
( -.0004, .0004 )

SAMPLE TEMP 1.0 C

INCUBATION TEMP .5 C

CHLOROPHYLL : 1.06

NITRATE : 2.42

CARBON : 229

SILICATE : 5.30

NITROGEN : 28

PHOSPHATE : .46

AMMONIUM : .80

BEDFORD BASIN 1985

LAT 44 31.3' N		LONG 63 38.3' W		DATE 02/04/85		DEPTH 10 M	
I	P	I	P	I	P	I	P
837	2.00	813	2.53	630	2.29	454	2.85
419	2.57	259	2.44	247	2.16	195	2.42
183	2.40	171	2.49	136	2.47	128	2.14
124	2.19	100	2.44	89	1.86	86	1.77
70	1.92	60	1.18	57	1.37	46	.86
40	.89	30	.61	29	.71	22	.43
22	.40	15	.21	15	.27	11	.17
10	.19	8	.10	7	.12	6	.06
6	.07	4	.07	4	.04	3	.04
3	.04	2	.04				

PARAMETER VALUES

PS : 3.18  
( 2.85, 3.50 )

ALPHA : .031  
( .029, .033 )

BETA : .0014  
( .0007, .0020 )

SAMPLE TEMP 1.0 C

INCUBATION TEMP .5 C

CHLOROPHYLL : 3.26

NITRATE : 2.79

CARBON : 475

SILICATE : 6.18

NITROGEN : 76

PHOSPHATE : .51

AMMONIUM : .88

BEDFORD BASIN 1985

LAT 44 31.3' N		LONG 63 38.3' W		DATE 04/04/85		DEPTH 1 M	
I	P	I	P	I	P	I	P
829	3.01	805	3.12	518	3.41	494	3.06
486	3.59	303	3.14	299	3.69	271	3.07
207	3.20	207	2.65	179	2.40	136	2.49
120	2.05	104	2.01	89	2.73	81	2.54
68	2.18	62	1.85	50	1.59	41	1.68
35	1.28	29	.92	27	1.10	21	.73
20	.70	15	.53	14	.47	10	.21
9	.23	8	.20	7	.13	6	.05
6	.04						

PARAMETER VALUES

PS : 3.23  
( 2.98, 3.48 )

ALPHA : .043  
( .039, .046 )

BETA : .0001  
( -.0004, .0005 )

SAMPLE TEMP 1.0 C

INCUBATION TEMP 1.0 C

CHLOROPHYLL : 2.16

NITRATE : 4.01

CARBON : 377

SILICATE : 8.51

NITROGEN : 52

PHOSPHATE : .79

AMMONIUM : .97

BEDFORD BASIN 1985

LAT 44 31.3' N		LONG 63 38.3' W		DATE 04/04/85		DEPTH 10 M	
I	P	I	P	I	P	I	P
845	1.28	718	.78	502	1.74	454	1.57
399	1.83	367	1.47	263	1.72	247	1.72
247	1.51	195	1.64	136	1.66	132	1.56
128	1.60	108	1.61	92	1.29	89	1.43
88	1.56	64	1.17	63	1.17	53	.98
45	.95	37	.77	31	.70	27	.55
22	.45	18	.37	16	.31	15	.24
10	.10	9	.10	8	.18	8	.08
5	.04	5	.02	3	.01		

PARAMETER VALUES

PS : 2.31  
( 2.09, 2.54 )

ALPHA : .027  
( .025, .028 )

BETA : .0021  
( .0014, .0028 )

SAMPLE TEMP 1.0 C  
CHLOROPHYLL : 2.32  
CARBON : 400  
NITROGEN : 54

INCUBATION TEMP 1.0 C  
NITRATE : 4.23  
SILICATE : 8.07  
PHOSPHATE : .82  
AMMONIUM : 1.06

BEDFORD BASIN 1985

LAT 44 31.3' N		LONG 63 38.3' W		DATE 10/04/85		DEPTH 1 M	
I	P	I	P	I	P	I	P
797	2.11	578	2.04	518	2.25	478	2.28
379	1.65	339	2.07	319	2.26	299	1.70
239	2.15	199	2.21	179	1.87	140	2.06
140	1.90	102	1.87	92	1.65	90	1.87
72	1.90	62	1.84	62	1.58	46	1.70
38	1.53	30	1.42	28	1.20	22	1.08
20	1.01	14	.84	12	.61	10	.63
10	.52	6	.37	6	.44	5	.19
4	.26	3	.12	3	.15	3	.05
3	.09	2	.04	2	.04	2	.01

PARAMETER VALUES

PS : 2.02  
( 1.95, 2.10 )

ALPHA : .068  
( .063, .073 )

BETA : .0000  
( -.0002, .0002 )

SAMPLE TEMP 2.5 C

INCUBATION TEMP 1.0 C

CHLOROPHYLL : 2.40

NITRATE : 5.12

CARBON : 364

SILICATE : 11.00

NITROGEN : 51

PHOSPHATE : .56

AMMONIUM : 1.27

BEDFORD BASIN 1985

LAT 44 31.3' N		LONG 63 38.3' W		DATE 10/04/85		DEPTH 10 M	
I	P	I	P	I	P	I	P
757	.93	598	1.83	498	1.66	319	1.80
279	2.088	279	1.87	199	2.16	120	2.32
120	1.99	100	2.12	96	1.39	86	1.83
76	1.75	74	1.44	70	2.00	52	1.68
46	1.42	44	1.15	32	1.30	26	.88
20	.89	16	.68	14	.50	11	.35
10	.31	8	.27	7	.23	5	.19
5	.18	4	.14	3	.12	3	.08
3	.08	2	.04	2	.03	1	.02

PARAMETER VALUES

PS : 2.67  
( 2.42, 2.91 )

ALPHA : .045  
( .041, .048 )

BETA : .0027  
( .0019, .0035 )

SAMPLE TEMP 2.5 C

INCUBATION TEMP 1.0 C

CHLOROPHYLL : 3.78

NITRATE : 3.18

CARBON : 549

SILICATE : 6.50

NITROGEN : 100

PHOSPHATE : .59

AMMONIUM : .96

BEDFORD BASIN 1985

LAT 44 31.3' N		LONG 63 38.3' W		DATE 12/04/85		DEPTH 1 M	
I	P	I	P	I	P	I	P
857	2.57	857	2.40	658	1.97	578	2.33
558	2.35	518	1.75	439	2.73	339	2.27
339	2.19	279	2.62	199	2.35	159	2.61
159	2.02	140	2.21	100	1.48	86	2.03
80	2.49	68	1.48	66	1.95	60	1.11
46	1.25	40	.93	28	.94	24	.74
22	.52	18	.53	16	.38	14	.36
8	.23	7	.26	6	.10	4	.05
4	.07	4	.02	3	.03	3	.01
2	.04	2	.02				

PARAMETER VALUES

PS : 2.51  
( 2.28, 2.72 )

ALPHA : .038  
( .034, .042 )

BETA : .0003  
( -.0001, .0007 )

SAMPLE TEMP 2.8 C

INCUBATION TEMP 2.5 C

CHLOROPHYLL : 4.09

NITRATE : 2.39

CARBON : 467

SILICATE : 5.11

NITROGEN : 70

PHOSPHATE : .28

AMMONIUM : .65

BEDFORD BASIN 1985

LAT 44 31.3' N		LONG 63 38.3' W		DATE 12/04/85		DEPTH 10 M	
I	P	I	P	I	P	I	P
837	1.30	797	1.09	598	1.26	498	1.13
439	1.66	399	1.30	299	1.73	299	1.55
279	1.34	219	1.54	199	1.71	179	1.32
140	1.19	110	1.43	90	1.29	84	1.29
80	1.25	70	1.10	62	1.32	62	1.01
48	1.01	42	.98	36	.83	30	.63
24	.64	18	.46	16	.32	12	.33
10	.28	9	.21	8	.16	6	.16
5	.09	4	.08	3	.07	3	.06
3	.04	3	.03	2	.02	1	.01

PARAMETER VALUES

PS : 1.70  
( 1.60, 1.79 )

ALPHA : .030  
( .028, .032 )

BETA : .0008  
( .0005, .0010 )

SAMPLE TEMP 2.8 C

INCUBATION TEMP 2.5 C

CHLOROPHYLL : 5.17

NITRATE : 1.86

CARBON : 574

SILICATE : 4.16

NITROGEN : 95

PHOSPHATE : .53

AMMONIUM : .75



BEDFORD BASIN 1985

LAT 44 31.3' N		LONG 63 38.3' W		DATE 16/04/85		DEPTH 1 M	
I	P	I	P	I	P	I	P
757	3.02	718	2.72	538	3.01	518	3.24
439	3.21	399	2.68	379	3.18	299	3.03
299	2.65	279	3.26	259	3.14	199	2.76
199	2.88	140	2.44	140	2.59	120	2.56
100	2.40	96	2.24	92	2.15	74	1.92
66	2.19	52	1.56	48	.89	38	1.15
34	.82	28	.86	24	.69	20	.58
16	.49	14	.38	12	.32	10	.19
9	.16	8	.09	6	.08	6	.04
5	.05	4	.01	3	.02	3	.01

PARAMETER VALUES

PS : 3.40  
( 3.16, 3.65 )

ALPHA : .037  
( .035, .039 )

BETA : .0007  
( .0002, .0013 )

SAMPLE TEMP 3.0 C

INCUBATION TEMP 2.5 C

CHLOROPHYLL : 4.65

NITRATE : 2.36

CARBON : 374

SILICATE : 5.31

NITROGEN : 68

PHOSPHATE : .41

AMMONIUM : .74

BEDFORD BASIN 1985

LAT 44 31.3' N		LONG 63 38.3' W		DATE 16/04/85		DEPTH 10 M	
I	P	I	P	I	P	I	P
757	2.65	658	3.10	638	2.32	538	3.04
419	2.52	399	3.18	359	2.71	319	2.71
279	2.74	259	2.83	219	2.50	179	2.62
179	3.05	159	2.48	140	2.62	120	2.40
120	2.83	100	2.04	82	2.75	80	2.28
72	1.86	64	1.96	50	1.53	44	1.13
40	1.19	30	.92	26	.82	22	.53
20	.56	16	.29	14	.41	12	.25
10	.27	8	.16	8	.17	6	.08
6	.08	4	.04	4	.05	3	.03
3	.03	2	.01				

PARAMETER VALUES

PS : 3.11  
( 2.87, 3.35 )

ALPHA : .042  
( .039, .045 )

BETA : .0007  
( .0001, .0012 )

SAMPLE TEMP 3.0 C

INCUBATION TEMP 2.5 C

CHLOROPHYLL : 4.46

NITRATE : 1.83

CARBON : 474

SILICATE : 3.63

NITROGEN : 91

PHOSPHATE : .38

AMMONIUM : 1.12

BEDFORD BASIN 1985

LAT 44 31.3' N		LONG 63 38.3' W		DATE 19/04/85		DEPTH 1 M	
I	P	I	P	I	P	I	P
518	1.62	319	1.52	259	1.77	259	1.43
259	1.69	199	1.33	179	1.34	179	1.75
159	1.49	140	1.57	118	1.70	102	1.48
90	1.50	76	1.66	68	1.42	68	1.37
54	1.49	46	1.34	40	1.13	34	1.04
28	1.00	26	.76	22	.65	18	.53
14	.57	14	.37	10	.27	10	.21
7	.22	6	.13	5	.11	4	.10
3	.07	3	.09	3	.05	2	.03
2	.06	2	.04	1	.03		

PARAMETER VALUES

PS : 1.67  
( 1.56, 1.76 )

ALPHA : .045  
( .042, .049 )

BETA : .0003  
( -.0001, .0007 )

SAMPLE TEMP 1.5 C

INCUBATION TEMP 2.0 C

CHLOROPHYLL : 2.65

NITRATE : 1.80

CARBON : 265

SILICATE : 3.25

NITROGEN : 32

PHOSPHATE : .32

AMMONIUM : .84

BEDFORD BASIN 1985

LAT 44 31.3' N		LONG 63 38.3' W		DATE 19/04/85		DEPTH 10 M	
I	P	I	P	I	P	I	P
458	5.05	399	4.74	299	4.82	259	4.27
239	5.15	199	4.77	199	4.79	159	5.26
159	4.73	120	4.04	112	3.61	108	3.87
94	4.09	78	3.20	76	4.16	54	2.58
54	2.91	52	2.90	42	2.38	40	2.60
32	2.36	28	1.80	24	1.44	20	1.25
16	1.03	14	.86	12	.65	11	.52
9	.56	7	.38	7	.34	5	.22
5	.26	4	.15	3	.15	3	.09
3	.08	3	.05	2	.05	1	.03

PARAMETER VALUES

PS : ( 4.77, 5.19  
5.62 )

ALPHA : ( .074, .082 )<sup>078</sup>

BETA : ( -.0005, .0022 )<sup>.0008</sup>

SAMPLE TEMP 1.5 C

INCUBATION TEMP 2.0 C

CHLOROPHYLL : 2.85

NITRATE : 1.93

CARBON : 313

SILICATE : 3.42

NITROGEN : 51

PHOSPHATE : .37

AMMONIUM : .83

BEDFORD BASIN 1985

LAT 44 31.3' N		LONG 63 38.3' W		DATE 23/04/85		DEPTH 1 M	
I	P	I	P	I	P	I	P
829	4.03	817	4.10	558	3.81	546	4.24
411	3.88	399	3.43	351	3.37	319	4.04
251	3.33	247	3.55	203	3.50	187	3.53
183	3.73	151	3.42	140	3.19	132	3.56
116	3.07	96	3.24	86	2.89	79	2.68
70	3.24	56	2.47	48	2.20	41	2.23
33	1.78	30	1.49	24	1.17	22	1.12
16	.78	16	.70	13	.56	11	.46
9	.30	9	.28	6	.20	6	.19
5	.12	4	.09	3	.02	3	.06

PARAMETER VALUES

PS : 3.79  
( 3.63, 3.95 )

ALPHA : .064  
( .061, .068 )

BETA : .0000  
( -.0003, .0003 )

SAMPLE TEMP 2.3 C

INCUBATION TEMP 3.0 C

CHLOROPHYLL : 4.55

NITRATE : 1.55

CARBON : 517

SILICATE : 2.44

NITROGEN : 100

PHOSPHATE : .30

AMMONIUM : .26

BEDFORD BASIN 1985

LAT 44 31.3' N		LONG 63 38.3' W		DATE 23/04/85		DEPTH 10 M	
I	P	I	P	I	P	I	P
817	1.99	518	2.92	447	2.74	399	2.95
379	2.90	355	2.86	283	2.93	259	3.01
191	3.02	175	3.00	175	3.16	140	3.28
136	2.74	124	2.82	98	2.81	92	2.94
89	2.77	69	2.61	61	2.30	51	2.15
51	1.61	36	1.71	33	1.45	27	1.16
22	1.03	20	.88	15	.80	14	.64
11	.43	11	.43	8	.29	8	.26
6	.16	6	.20	5	.12	5	.12
3	.09	3	.04	2	.03		

PARAMETER VALUES

PS : 3.82  
( 3.63, 4.00 )

ALPHA : .058  
( .055, .060 )

BETA : .0028  
( .0022, .0034 )

SAMPLE TEMP 2.3 C

INCUBATION TEMP 3.0 C

CHLOROPHYLL : 3.88

NITRATE : 3.13

CARBON : 406

SILICATE : 4.79

NITROGEN : 72

PHOSPHATE : .33

AMMONIUM : .44

BEDFORD BASIN 1985

LAT 44 31.3' N		LONG 63 38.3' W		DATE 26/04/85		DEPTH 1 M	
I	P	I	P	I	P	I	P
777	2.32	578	2.65	458	2.63	419	2.29
379	2.40	319	2.57	319	2.19	279	2.24
239	2.31	219	2.48	219	2.59	159	2.50
120	2.28	100	2.31	98	2.13	92	2.35
82	2.54	72	1.95	56	1.99	46	1.59
38	1.54	32	1.60	30	1.32	24	.70
22	.73	14	.55	12	.53	10	.39
9	.15	7	.21	6	.10	5	.14
4	.07	4	.06	3	.03	3	.04
2	.03						

PARAMETER VALUES

PS : 2.57  
( 2.44, 2.70 )

ALPHA : .056  
( .052, .060 )

BETA : .0003  
( -.0001, .0006 )

SAMPLE TEMP 2.5 C

INCUBATION TEMP 4.0 C

CHLOROPHYLL : 3.51

NITRATE : 3.10

CARBON : 314

SILICATE : 3.84

NITROGEN : 53

PHOSPHATE : .58

AMMONIUM : .47

BEDFORD BASIN 1985

LAT 44 31.3' N		LONG 63 38.3' W		DATE 26/04/85		DEPTH 10 M	
I	P	I	P	I	P	I	P
757	2.50	698	2.31	538	2.34	399	2.73
399	2.49	339	2.63	259	2.09	259	2.30
179	2.13	179	2.37	159	2.26	140	2.31
140	1.91	140	1.87	100	1.89	90	1.49
88	2.02	76	1.53	68	1.16	52	1.28
46	.84	40	1.07	30	.49	28	.61
22	.41	20	.46	16	.30	16	.21
12	.13	10	.11	8	.09	8	.08
6	.02	5	.04	4	.03	3	.02
3	.00						

PARAMETER VALUES

PS : 2.82  
( 2.55, 3.10 )

ALPHA : .027  
( .026, .029 )

BETA : .0007  
( .0001, .0012 )

SAMPLE TEMP 2.5 C

INCUBATION TEMP 4.0 C

CHLOROPHYLL : 4.24

NITRATE : 3.22

CARBON : 316

SILICATE : 4.50

NITROGEN : 52

PHOSPHATE : .43

AMMONIUM : .47



BEDFORD BASIN 1985

LAT 44 31.3' N		LONG 63 38.3' W		DATE 03/05/85		DEPTH 1 M	
I	P	I	P	I	P	I	P
542	1.96	431	1.96	415	1.91	387	1.80
327	1.87	303	1.86	283	1.63	243	2.00
195	1.74	187	1.64	159	1.87	140	2.01
132	1.85	98	2.02	86	1.91	83	1.62
63	1.55	52	1.39	47	1.14	37	1.37
35	.92	28	.84	24	.72	20	.60
18	.53	14	.42	13	.45	10	.32
9	.22	7	.14	7	.14	5	.08
5	.09	4	.08	4	.06	3	.04
2	.02						

PARAMETER VALUES

PS : 2.00  
( 1.87, 2.14 )

ALPHA : .042  
( .039, .045 )

BETA : .0003  
( -.0001, .0008 )

SAMPLE TEMP 4.0 C

INCUBATION TEMP 4.0 C

CHLOROPHYLL : 10.77

NITRATE : -

CARBON : 687

SILICATE : .44

NITROGEN : 104

PHOSPHATE : .14

AMMONIUM : .00

BEDFORD BASIN 1985

LAT 44 31.3' N		LONG 63 38.3' W		DATE 03/05/85		DEPTH 10 M	
I	P	I	P	I	P	I	P
610	1.92	447	1.68	367	1.51	299	1.46
271	1.60	271	1.59	215	1.45	215	1.69
179	1.69	155	1.88	151	1.33	128	1.38
88	1.49	85	1.48	80	1.45	67	1.79
61	1.72	49	1.24	45	1.07	35	1.18
31	.69	22	.66	20	.67	15	.45
15	.40	11	.36	11	.26	9	.20
7	.18	6	.13	5	.07	5	.09
4	.04	4	.06	3	.03	2	.03

PARAMETER VALUES

PS : 1.65  
( 1.53, 1.76 )

ALPHA : .043  
( .039, .048 )

BETA : .0000  
( -.0004, .0004 )

SAMPLE TEMP 4.0 C

INCUBATION TEMP 4.0 C

CHLOROPHYLL : 11.58

NITRATE : .53

CARBON : 584

SILICATE : .47

NITROGEN : 106

PHOSPHATE : .20

AMMONIUM : .00

BEDFORD BASIN 1985

LAT 44 31.3' N		LONG 63 38.3' W		DATE 07/05/85		DEPTH 1 M	
I	P	I	P	I	P	I	P
869	2.73	825	2.72	566	3.01	538	2.43
415	2.57	379	2.45	339	2.56	303	2.80
283	2.44	239	2.84	215	3.04	203	2.84
151	2.91	151	2.72	148	2.83	110	2.67
104	2.64	102	2.99	76	2.72	75	2.42
71	2.46	58	2.22	53	2.38	40	1.60
39	1.82	28	1.30	28	1.48	20	.94
20	1.00	15	.70	14	.60	11	.44
11	.48	7	.31	7	.28	6	.20
6	.16	5	.14	4	.11	3	.04
3	.06	2	.02				

PARAMETER VALUES

PS : 2.86, 2.97  
( 2.86, 3.08 )

ALPHA : .063, .071<sup>067</sup>  
( .063, .071 )

BETA : .0002, .0005  
( .0002, .0008 )

SAMPLE TEMP 4.0 C

INCUBATION TEMP 4.0 C

CHLOROPHYLL : 7.52

NITRATE : -

CARBON : 660

SILICATE : .34

NITROGEN : 108

PHOSPHATE : .34

AMMONIUM : .00

BEDFORD BASIN 1985

LAT 44 31.3' N		LONG 63 38.3' W		DATE 07/05/85		DEPTH 10 M	
I	P	I	P	I	P	I	P
638	1.62	486	1.65	431	1.87	407	1.53
355	2.15	319	1.91	255	2.01	239	2.27
223	2.06	171	2.04	148	1.88	148	2.14
120	1.94	118	1.82	104	1.82	98	1.83
88	2.09	81	1.70	70	1.74	62	1.81
49	1.68	40	1.37	32	1.35	32	.99
24	1.00	20	.73	15	.48	14	.75
12	.56	11	.33	9	.33	7	.19
6	.21	6	.13	5	.15	4	.10
4	.09	3	.05				

PARAMETER VALUES

PS : 2.35  
( 2.23, 2.48 )

ALPHA : .049  
( .046, .053 )

BETA : .0015  
( .0010, .0019 )

SAMPLE TEMP 4.0 C

INCUBATION TEMP 4.0 C

CHLOROPHYLL : 10.03

NITRATE : .24

CARBON : 664

SILICATE : .51

NITROGEN : 120

PHOSPHATE : .37

AMMONIUM : .05

BEDFORD BASIN 1985

LAT 44 31.3' N		LONG 63 38.3' W		DATE 10/05/85		DEPTH 1 M	
I	P	I	P	I	P	I	P
929	3.03	781	2.93	586	2.45	411	2.59
319	2.53	319	2.65	299	2.53	255	2.43
231	2.39	191	2.26	171	2.40	163	2.77
136	2.91	124	2.56	112	2.58	92	2.03
86	2.10	83	2.27	69	1.75	58	1.95
49	1.33	44	1.41	34	.88	33	1.23
25	.65	23	.64	16	.49	16	.41
12	.36	11	.34	8	.19	8	.26
6	.12	6	.12	5	.07	4	.08
4	.04	3	.05	2	.02		

PARAMETER VALUES

PS : 2.70  
( 2.56, 2.84 )

ALPHA : .044  
( .041, .047 )

BETA : .0000  
( -.0003, .0003 )

SAMPLE TEMP 3.5 C

INCUBATION TEMP 4.0 C

CHLOROPHYLL : 7.68

NITRATE : .17

CARBON : 660

SILICATE : .79

NITROGEN : 133

PHOSPHATE : .60

AMMONIUM : .00

BEDFORD BASIN 1985

LAT 44 31.3' N		LONG 63 38.3' W		DATE 10/05/85		DEPTH 10 M	
I	P	I	P	I	P	I	P
849	2.16	678	2.03	466	2.11	391	2.32
355	2.35	295	2.49	263	2.38	243	2.70
171	2.36	167	2.32	155	2.80	148	2.13
114	2.20	112	2.73	98	1.99	91	2.15
87	2.48	72	2.08	67	2.26	51	1.32
47	1.61	31	1.61	22	.83	22	1.03
17	.96	15	.53	12	.42	11	.57
9	.42	8	.26	6	.31	5	.20
5	.17	4	.12	3	.10	3	.06
3	.09	2	.05				

PARAMETER VALUES

PS : 2.59, 2.73  
( 2.59, 2.87 )

ALPHA : .051, .059<sup>055</sup>  
( .051, .059 )

BETA : .0006, .0014  
( .0006, .0014 )

SAMPLE TEMP 3.5 C

INCUBATION TEMP 4.0 C

CHLOROPHYLL : 7.34

NITRATE : .24

CARBON : 637

SILICATE : .73

NITROGEN : 123

PHOSPHATE : .55

AMMONIUM : .01

BEDFORD BASIN 1985

LAT 44 31.3' N		LONG 63 38.3' W		DATE 14/05/85		DEPTH 1 M	
I	P	I	P	I	P	I	P
885	3.98	829	3.91	570	4.20	566	4.76
447	3.81	447	3.92	439	3.73	323	3.79
295	3.88	263	4.62	243	3.77	219	4.61
187	4.35	179	4.43	159	4.10	87	3.57
85	2.96	72	3.30	65	2.92	53	2.96
47	2.37	41	2.31	34	1.37	31	1.16
22	.96	21	1.34	16	.71	15	.89
11	.39	11	.42	9	.34	8	.34
7	.22	5	.19	5	.12	4	.11
3	.07	3	.06	2	.04		

PARAMETER VALUES

PS : 4.28, 4.53  
( 4.28, 4.78 )

ALPHA : .063, .073  
( .063, .073 )

BETA : .0003, .0013  
( .0003, .0013 )

SAMPLE TEMP 5.0 C

INCUBATION TEMP 6.5 C

CHLOROPHYLL : 3.99

NITRATE : .20

CARBON : 546

SILICATE : .79

NITROGEN : 99

PHOSPHATE : .42

AMMONIUM : .00

BEDFORD BASIN 1985

LAT 44 31.3' N		LONG 63 38.3' W		DATE 14/05/85		DEPTH 10 M	
I	P	I	P	I	P	I	P
542	3.07	407	2.58	399	2.81	219	2.80
207	2.81	167	2.93	167	2.84	128	2.54
96	2.88	88	2.42	83	2.29	82	2.44
54	2.04	54	2.38	44	1.95	40	1.43
33	1.42	22	1.21	21	1.34	17	1.20
14	.82	14	.74	10	.54	9	.41
7	.32	6	.30	5	.20	4	.23
4	.16	4	.16	3	.11	2	.11
2	.04						

PARAMETER VALUES

PS : 2.72, 2.85  
( 2.72, 2.99 )

ALPHA : .064, .072, .068  
( .064, .072 )

BETA : -.0004, .0004  
( -.0004, .0004 )

SAMPLE TEMP 4.0 C

INCUBATION TEMP 6.5 C

CHLOROPHYLL : 3.59

NITRATE : 2.69

CARBON : 623

SILICATE : .84

NITROGEN : 124

PHOSPHATE : .37

AMMONIUM : .22



BEDFORD BASIN 1985

LAT 44 31.3' N		LONG 63 38.3' W		DATE 22/05/85		DEPTH 1 M	
I	P	I	P	I	P	I	P
845	3.66	817	4.13	618	3.89	574	4.14
391	4.05	363	4.03	287	3.52	283	3.79
255	3.87	211	3.26	207	3.75	183	3.47
159	3.30	151	3.73	124	3.17	112	2.94
108	3.01	94	2.79	83	3.22	78	2.39
61	2.37	61	2.02	46	1.53	43	1.48
33	1.12	31	.99	25	.69	22	.82
18	.50	15	.59	12	.36	10	.28
8	.14	8	.16	7	.10	6	.09
5	.06	5	.05	4	.01	4	.03
2	.02						

PARAMETER VALUES

PS : ( 3.90, 4.13 )  
( 3.90, 4.36 )

ALPHA : ( .044, .049 )  
( .044, .049 )<sup>046</sup>

BETA : ( -.0001, .0003 )  
( -.0001, .0007 )

SAMPLE TEMP 10.0 C

INCUBATION TEMP 9.0 C

CHLOROPHYLL : 5.18

NITRATE : -

CARBON : 495

SILICATE : 1.36

NITROGEN : 69

PHOSPHATE : .09

AMMONIUM : .00

BEDFORD BASIN 1985

LAT 44 31.3' N		LONG 63 38.3' W		DATE 22/05/85		DEPTH 10 M	
I	P	I	P	I	P	I	P
857	3.62	777	3.04	606	3.15	574	4.10
478	3.77	415	4.11	411	3.81	367	4.01
279	3.90	271	3.80	263	3.90	191	3.67
191	3.31	179	3.75	136	3.48	136	3.17
116	3.70	92	3.20	86	2.91	81	2.96
59	2.37	47	1.90	45	3.35	37	2.59
34	1.93	28	1.31	23	1.39	22	.91
18	.88	16	.61	12	.64	10	.39
10	.40	8	.23	7	.21	5	.16
5	.18	4	.10	4	.11	3	.09
2	.08	2	.07				

PARAMETER VALUES

PS : 4.11  
( 3.86, 4.35 )

ALPHA : .068  
( .063, .073 )

BETA : .0009  
( .0003, .0014 )

SAMPLE TEMP 6.0 C

INCUBATION TEMP 10.0 C

CHLOROPHYLL : 4.00

NITRATE : .38

CARBON : 554

SILICATE : 1.26

NITROGEN : 101

PHOSPHATE : .37

AMMONIUM : .41

BEDFORD BASIN 1985

LAT 44 31.3' N		LONG 63 38.3' W		DATE 28/05/85		DEPTH 1 M	
I	P	I	P	I	P	I	P
837	4.00	586	5.48	578	5.35	419	4.65
343	4.76	319	4.16	223	5.09	207	4.60
187	4.10	163	4.62	136	4.36	120	3.87
112	3.07	98	2.86	92	3.57	82	3.33
68	2.99	47	2.07	42	1.75	34	1.24
30	1.54	24	.88	22	1.03	16	.62
16	.70	13	.41	12	.40	9	.21
8	.37	7	.15	6	.16	5	.10
4	.11	4	.06	3	.05	3	.04

PARAMETER VALUES

PS : 5.72  
( 5.13, 6.31 )

ALPHA : .053  
( .050, .057 )

BETA : .0017  
( .0005, .0029 )

SAMPLE TEMP 10.5 C

INCUBATION TEMP 9.0 C

CHLOROPHYLL : 14.13

NITRATE : -

CARBON : 730

SILICATE : .19

NITROGEN : 136

PHOSPHATE : .34

AMMONIUM : .00

BEDFORD BASIN 1985

LAT 44 31.3' N		LONG 63 38.3' W		DATE 28/05/85		DEPTH 10 M	
I	P	I	P	I	P	I	P
777	3.26	666	4.14	630	2.83	558	3.80
447	3.33	359	3.63	335	3.44	331	3.71
263	3.55	227	3.50	203	4.00	167	3.31
167	3.62	140	3.99	128	2.85	120	3.15
112	3.33	84	3.20	82	2.08	79	2.50
66	2.10	63	2.13	42	1.86	42	1.91
31	1.88	25	1.25	24	.86	18	.83
16	.58	14	.59	13	.67	10	.39
10	.35	6	.21	6	.31	5	.13
5	.11	4	.08	4	.07	3	.05
3	.04	2	.03				

PARAMETER VALUES

PS : 4.05  
( 3.76, 4.35 )

ALPHA : .055  
( .051, .059 )

BETA : .0010  
( .0003, .0017 )

SAMPLE TEMP 6.0 C

INCUBATION TEMP 9.0 C

CHLOROPHYLL : 7.09

NITRATE : .32

CARBON : 637

SILICATE : .61

NITROGEN : 119

PHOSPHATE : .62

AMMONIUM : .63

BEDFORD BASIN 1985

LAT 44 31.3' N		LONG 63 38.3' W		DATE 04/06/85		DEPTH 1 M	
I	P	I	P	I	P	I	P
861	3.76	797	5.50	518	4.41	419	5.45
375	5.35	319	5.21	279	4.80	255	4.22
255	4.61	223	4.57	187	4.46	179	4.25
151	4.51	136	3.53	132	3.49	112	3.00
76	3.09	64	2.80	61	2.62	45	2.25
37	1.34	29	1.23	28	1.33	20	.73
19	.94	14	.54	14	.60	10	.28
10	.38	8	.18	7	.21	6	.09
5	.12	4	.07	4	.12	3	.01
3	.02	2	.00				

PARAMETER VALUES

PS : 5.78  
( 5.25, 6.30 )

ALPHA : .050  
( .046, .053 )

BETA : .0016  
( .0006, .0027 )

SAMPLE TEMP 11.0 C

INCUBATION TEMP 13.0 C

CHLOROPHYLL : 7.38

NITRATE : .16

CARBON : 1066

SILICATE : .22

NITROGEN : 102

PHOSPHATE : .36

AMMONIUM : .00

BEDFORD BASIN 1985

LAT 44 31.3' N		LONG 63 38.3' W		DATE 04/06/85		DEPTH 10 M	
I	P	I	P	I	P	I	P
478	2.18	431	2.16	411	1.76	363	1.95
347	2.04	247	2.17	231	1.71	227	1.75
171	2.04	155	1.82	151	1.72	126	1.68
116	1.67	90	1.50	89	1.55	85	1.18
54	1.17	51	1.14	41	1.01	39	.80
29	.71	25	.55	20	.35	20	.51
15	.32	14	.23	12	.28	10	.14
9	.10	7	.07	6	.07	6	.06
4	.05	3	.01	3	.01	3	.02
2	.02						

PARAMETER VALUES

PS : 2.03  
( 1.82, 2.24 )

ALPHA : .028  
( .026, .030 )

BETA : .0000  
( -.0006, .0006 )

SAMPLE TEMP 10.0 C

INCUBATION TEMP 13.0 C

CHLOROPHYLL : 16.94

NITRATE : .30

CARBON : 1032

SILICATE : .43

NITROGEN : 144

PHOSPHATE : .48

AMMONIUM : .05

BEDFORD BASIN 1985

LAT 44 31.3' N		LONG 63 38.3' W		DATE 11/06/85		DEPTH 1 M	
I	P	I	P	I	P	I	P
825	7.01	757	7.32	510	7.22	510	7.24
439	8.00	411	6.45	399	6.26	311	6.27
287	7.17	251	6.17	215	6.37	179	5.79
155	5.19	136	5.60	132	4.79	116	4.26
112	4.63	92	3.85	81	3.43	73	3.65
53	3.20	48	2.86	38	2.20	33	1.94
30	1.44	25	1.35	18	.97	16	.88
13	.60	12	.61	9	.44	8	.42
7	.21	6	.21	5	.17	4	.11
3	.06	3	.09	3	.02	2	.01

PARAMETER VALUES

PS : 7.17  
( 6.73, 7.62 )

ALPHA : .064  
( .062, .068 )

BETA : .0000  
( -.0008, .0008 )

SAMPLE TEMP 11.5 C

INCUBATION TEMP 13.0 C

CHLOROPHYLL : 3.82

NITRATE : .58

CARBON : 597

SILICATE : 2.44

NITROGEN : 114

PHOSPHATE : .34

AMMONIUM : .79

BEDFORD BASIN 1985

LAT 44 31.3' N		LONG 63 38.3' W		DATE 11/06/85		DEPTH 10 M	
I	P	I	P	I	P	I	P
777	3.50	734	3.90	638	2.75	558	3.80
439	4.14	419	3.45	367	3.90	343	3.71
271	3.56	271	3.26	191	3.71	183	3.63
140	3.34	128	3.69	100	3.71	88	3.18
65	3.40	59	2.43	43	1.63	41	1.50
30	1.75	26	1.16	22	1.18	18	.78
16	.80	13	.57	12	.37	9	.27
8	.28	6	.18	6	.21	4	.11
4	.14	3	.06	3	.09	3	.04
2	.07	2	.05				

PARAMETER VALUES

PS : 4.07  
( 3.79, 4.35 )

ALPHA : .064  
( .059, .070 )

BETA : .0009  
( .0003, .0015 )

SAMPLE TEMP 7.5 C

INCUBATION TEMP 13.0 C

CHLOROPHYLL : 4.52

NITRATE : .81

CARBON : 554

SILICATE : 1.17

NITROGEN : 101

PHOSPHATE : .51

AMMONIUM : .81



BEDFORD BASIN 1985

LAT 44 31.3' N		LONG 63 38.3' W		DATE 18/06/85		DEPTH 1 M	
I	P	I	P	I	P	I	P
518	3.54	371	3.21	359	3.42	355	3.36
307	3.25	275	3.32	251	3.55	199	3.47
187	3.51	167	3.18	163	3.73	140	3.16
120	3.53	112	2.99	96	2.87	79	2.44
72	2.08	59	2.74	54	1.78	45	1.47
36	1.25	30	1.05	24	.78	23	.86
16	.45	14	.43	11	.23	10	.25
8	.13	7	.12	5	.07	5	.07
4	.13	4	.03	3	.01	3	.01
2	.01	2	.01				

PARAMETER VALUES

PS : 4.55  
( 3.86, 5.25 )

ALPHA : .048  
( .045, .051 )

BETA : .0032  
( .0010, .0054 )

SAMPLE TEMP 11.0 C

INCUBATION TEMP 11.5 C

CHLOROPHYLL : 16.22

NITRATE : .33

CARBON : 918

SILICATE : 2.33

NITROGEN : 140

PHOSPHATE : .22

AMMONIUM : .00

BEDFORD BASIN 1985

LAT 44 31.3' N		LONG 63 38.3' W		DATE 18/06/85		DEPTH 10 M	
I	P	I	P	I	P	I	P
738	2.48	698	2.36	586	2.83	439	2.51
243	2.33	243	2.43	179	2.07	144	2.65
140	2.15	104	2.16	73	1.45	72	2.03
68	1.65	53	1.44	44	1.45	39	1.02
33	.94	20	.49	16	.49	13	.32
12	.33	10	.21	9	.20	7	.12
6	.13	4	.08	3	.05	3	.08
3	.04	3	.01	2	.03	2	.01

PARAMETER VALUES

PS : 2.58  
( 2.39, 2.77 )

ALPHA : .038  
( .035, .041 )

BETA : .0001  
( -.0003, .0005 )

SAMPLE TEMP 6.0 C

INCUBATION TEMP 11.5 C

CHLOROPHYLL : 11.39

NITRATE : 1.29

CARBON : 721

SILICATE : 1.98

NITROGEN : 126

PHOSPHATE : .72

AMMONIUM : .61

**Solid line fits to carbon PI data**

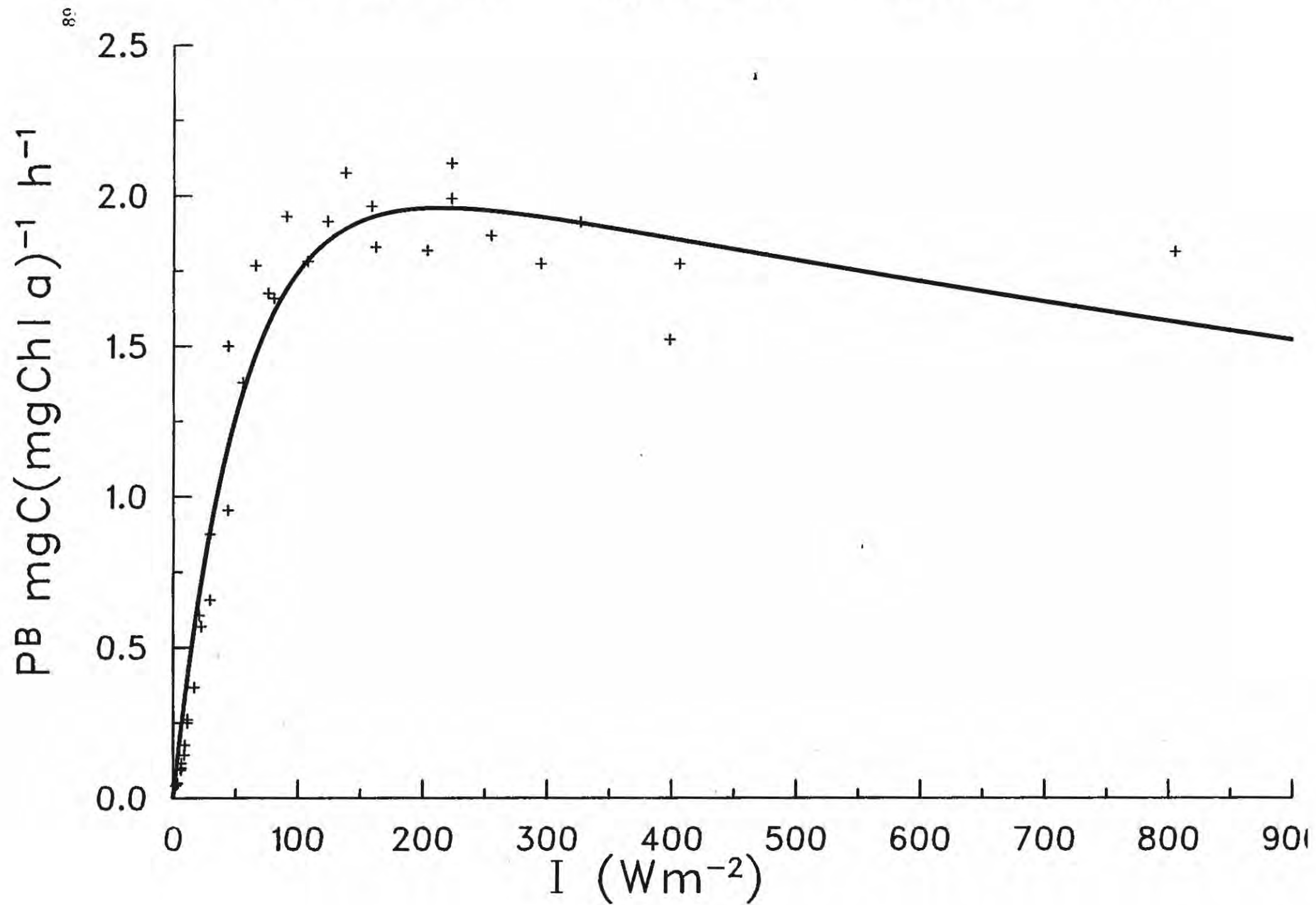


ID 8407125

12/03/85

STA. 19

1 M

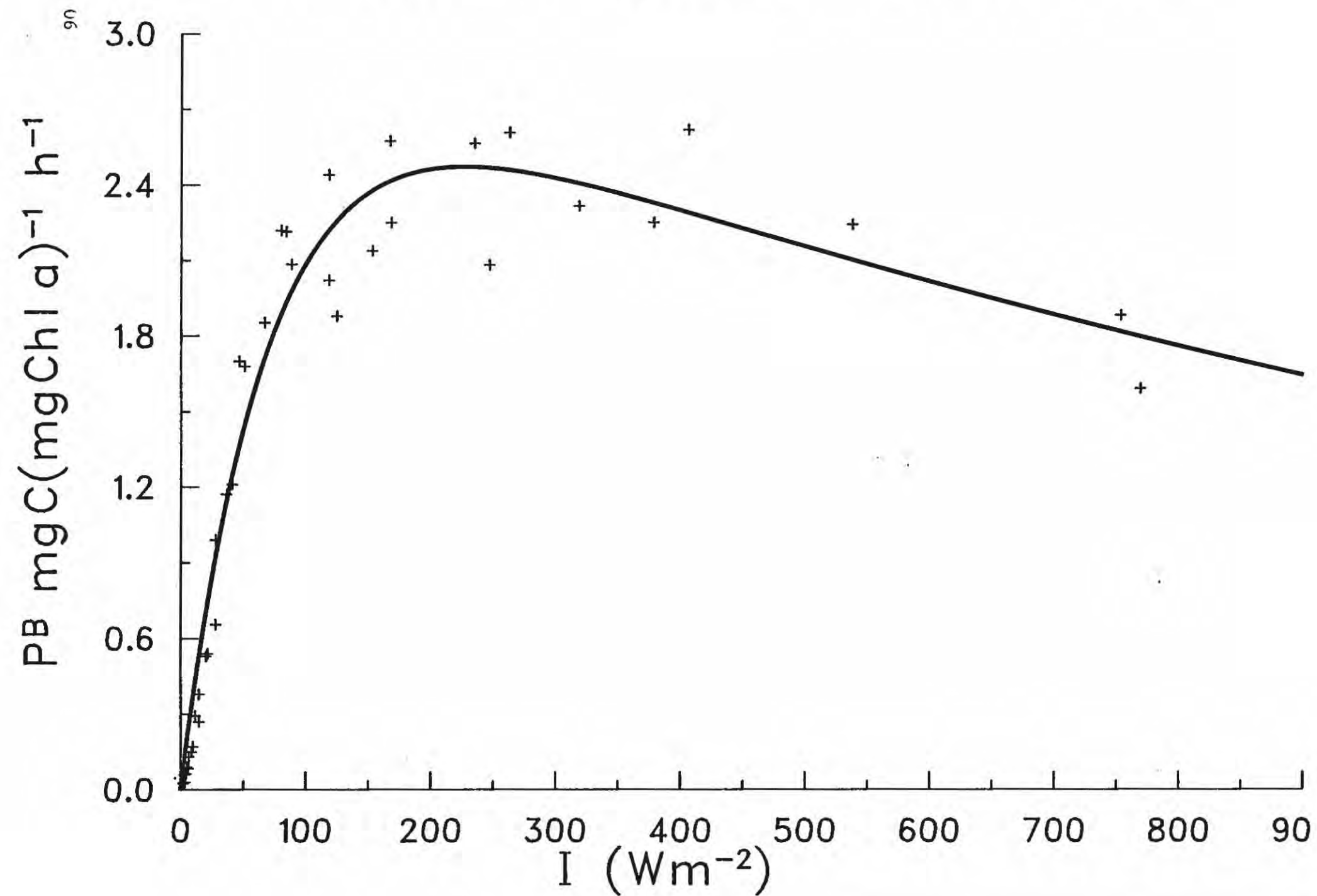


ID 8407126

12/03/85

STA. 19

10 M

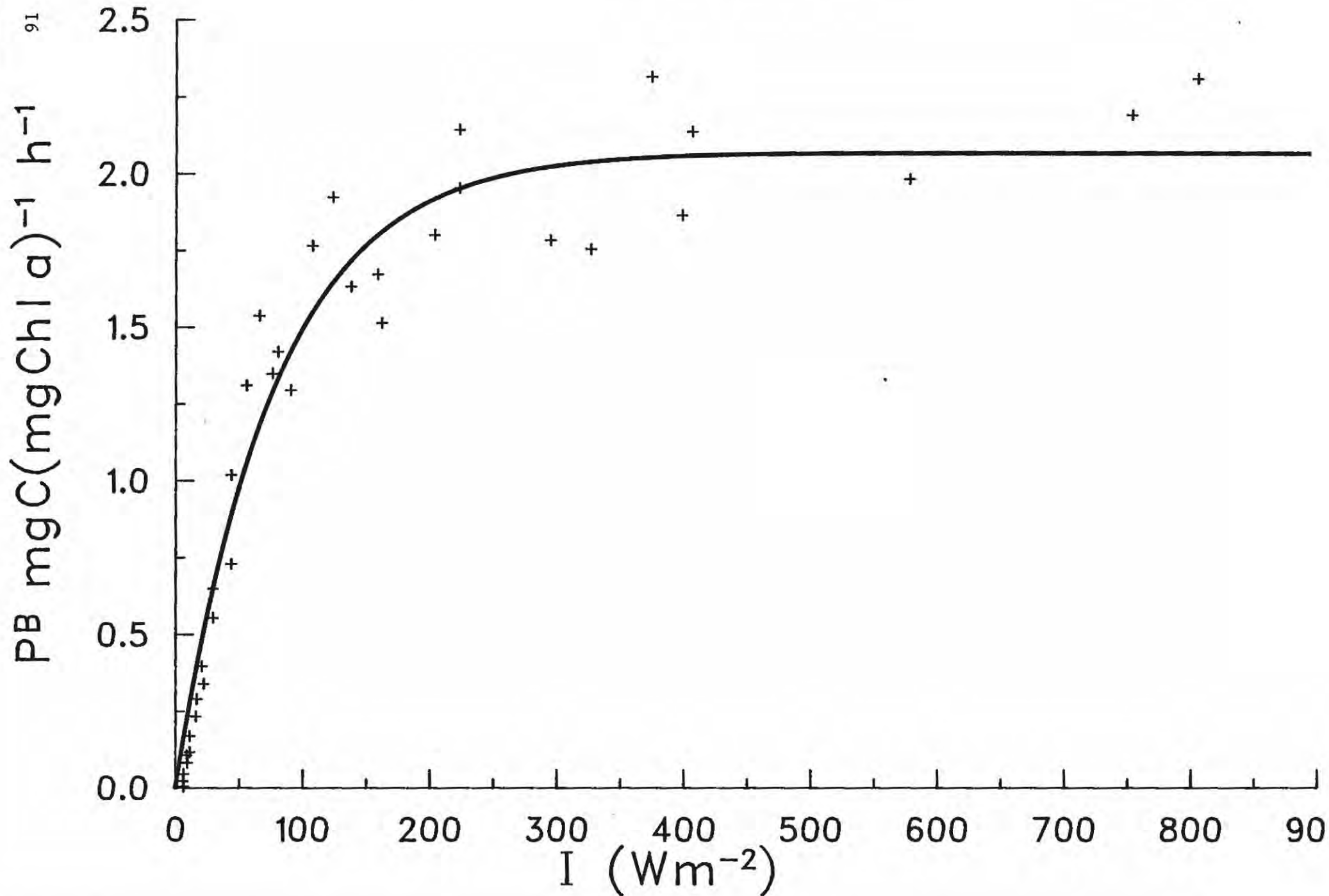


ID 8407127

15/03/85

STA. 21

1 M

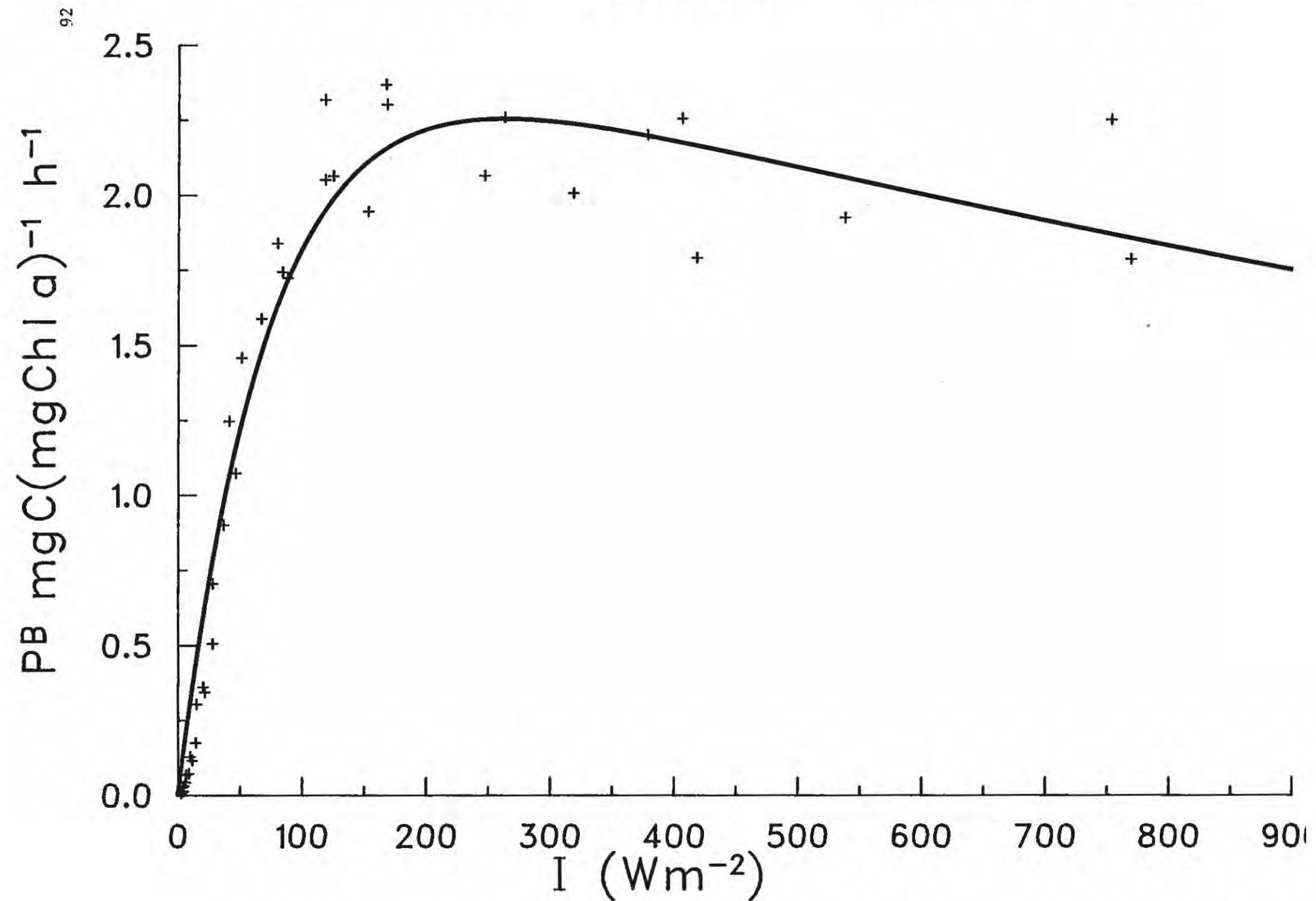


ID 8407128

15/03/85

STA. 21

10 M

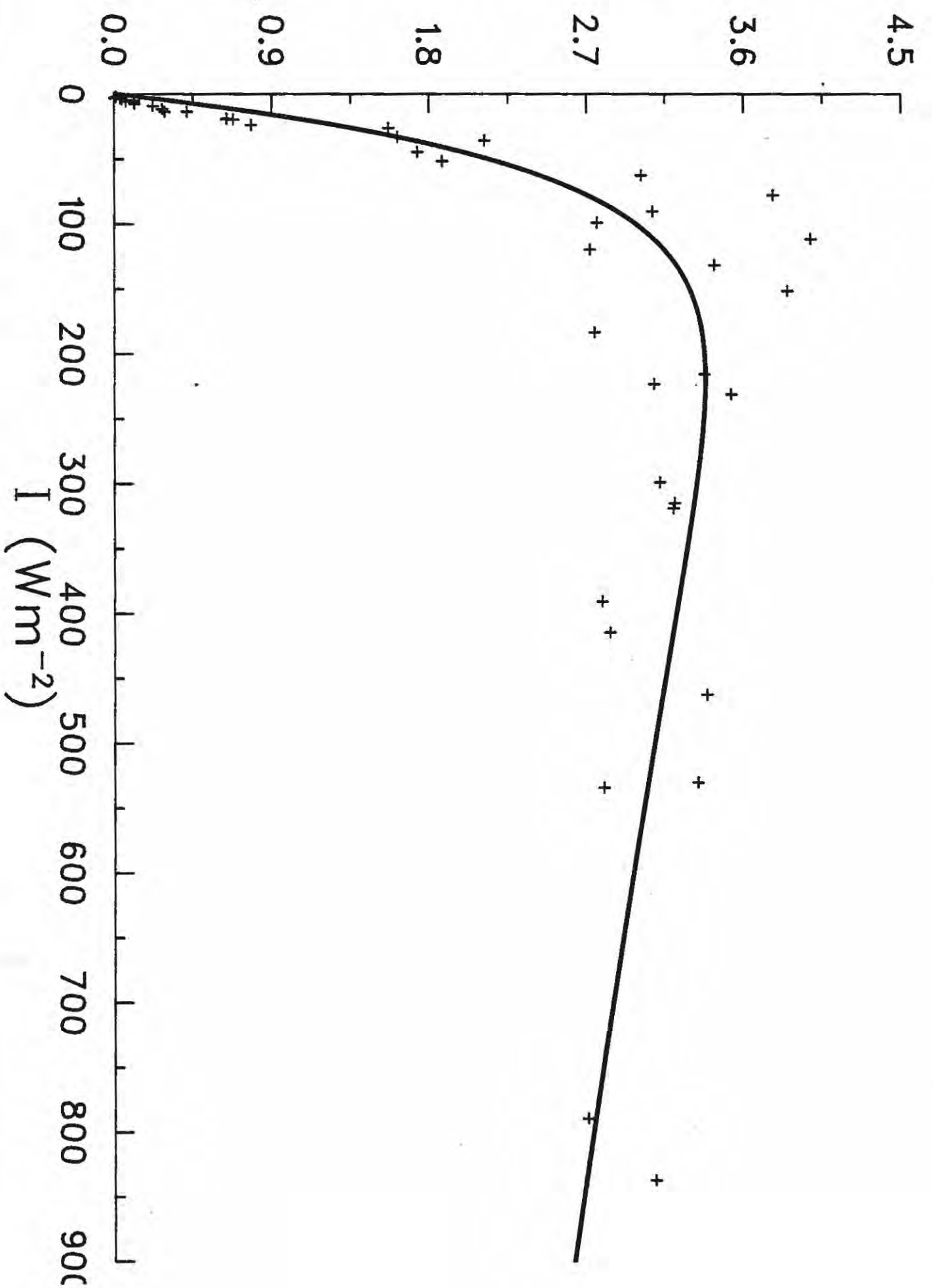




ID 8407129 19/03/85 STA. 23 1 M

93

PB  $\text{mgC}(\text{mgChl a})^{-1} \text{h}^{-1}$

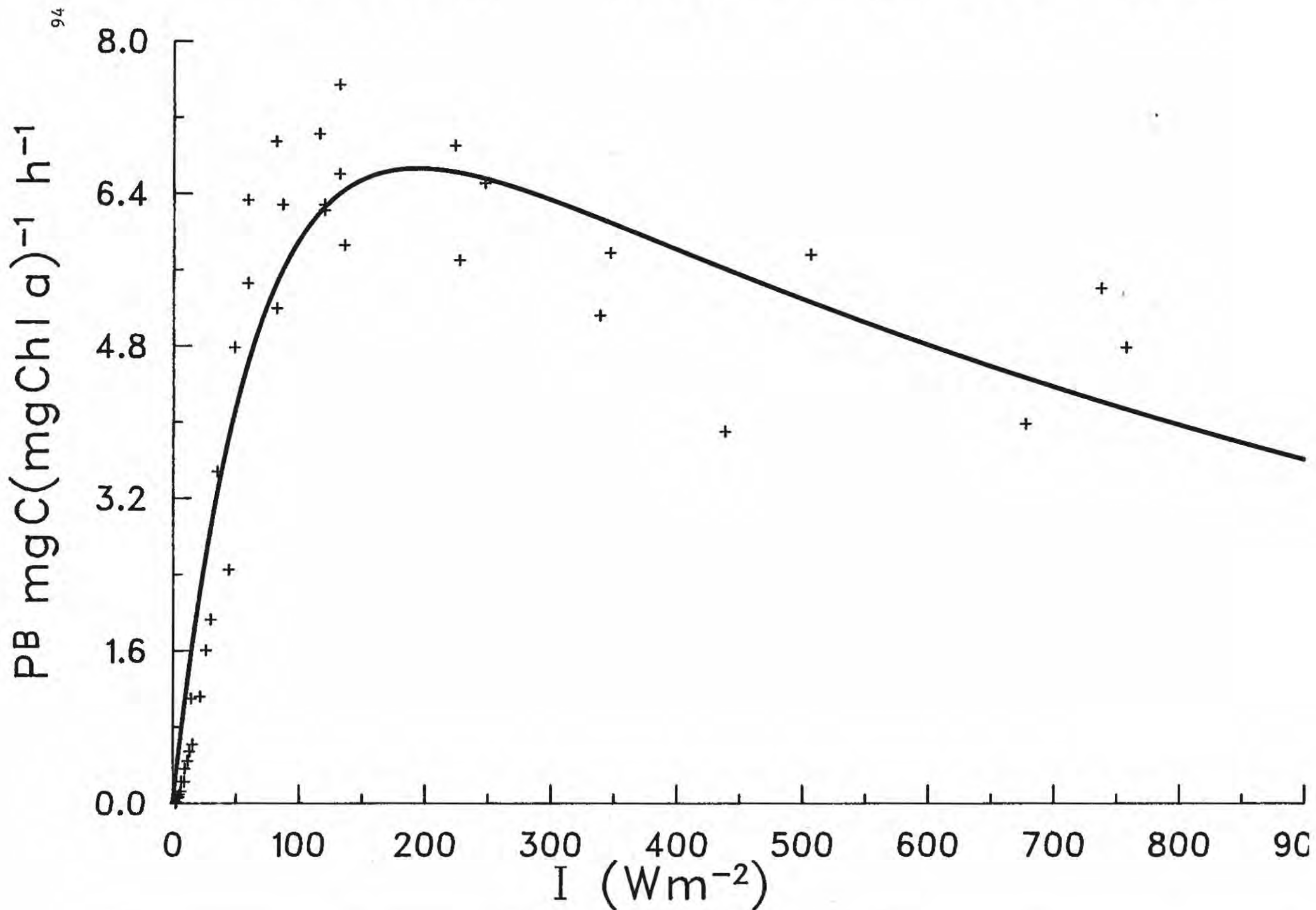


ID 8407130

19/03/85

STA. 23

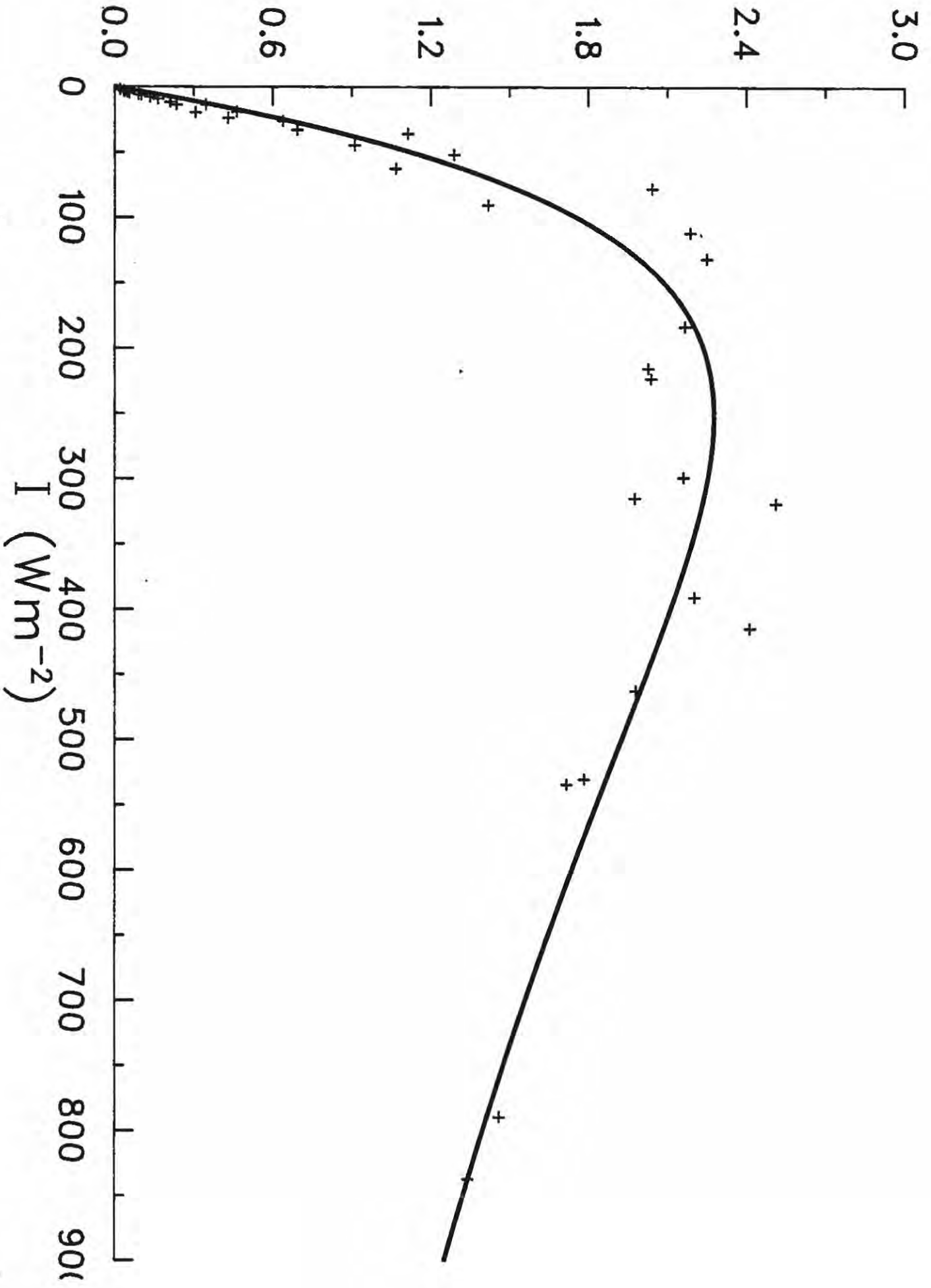
10 M



ID 8407132 20/03/85 STA. 24 5 M

95

PB  $\text{mgC}(\text{mgChl a})^{-1} \text{h}^{-1}$

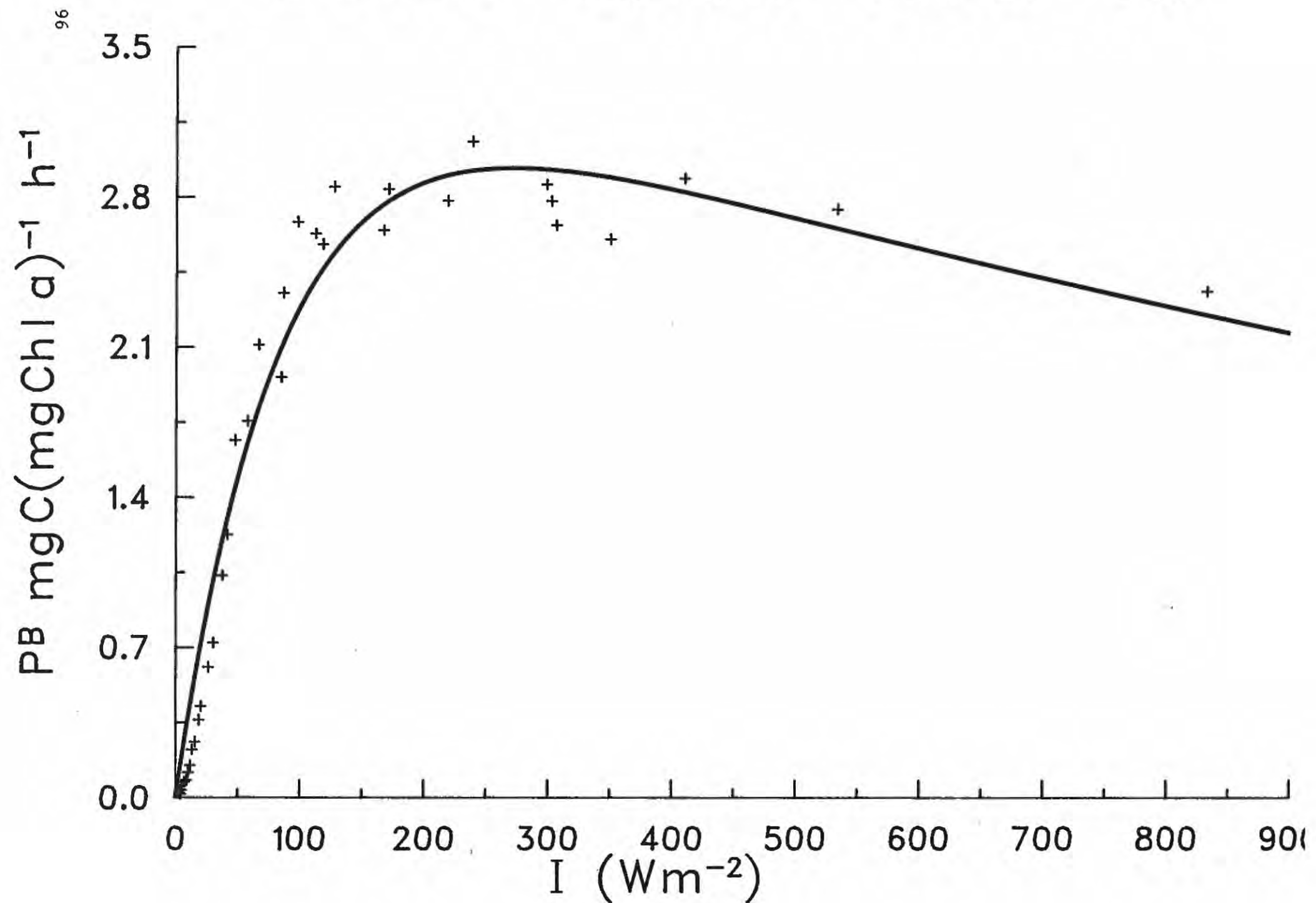


ID 8407135

22/03/85

STA. 26

1 M

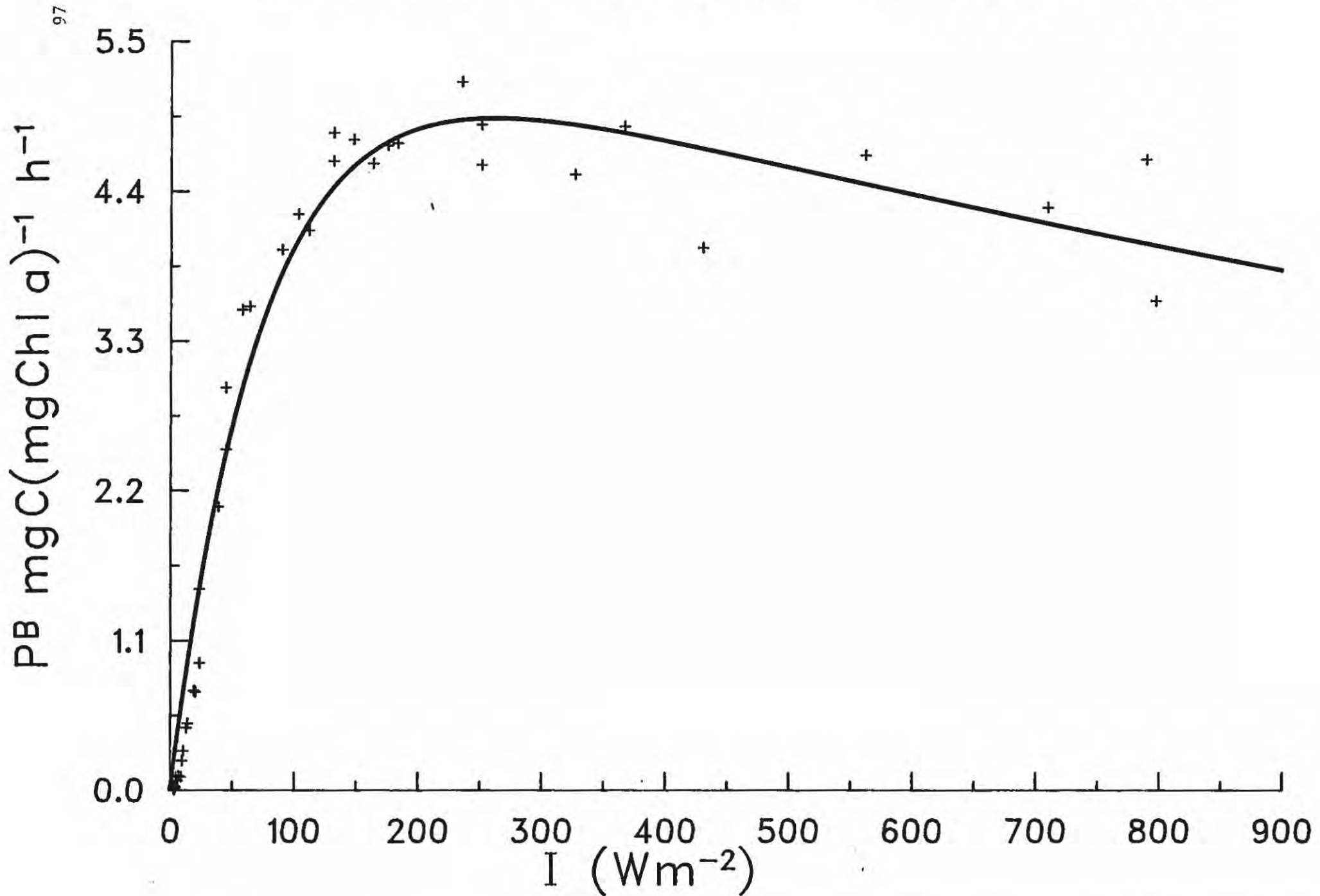


ID 8407137

22/03/85

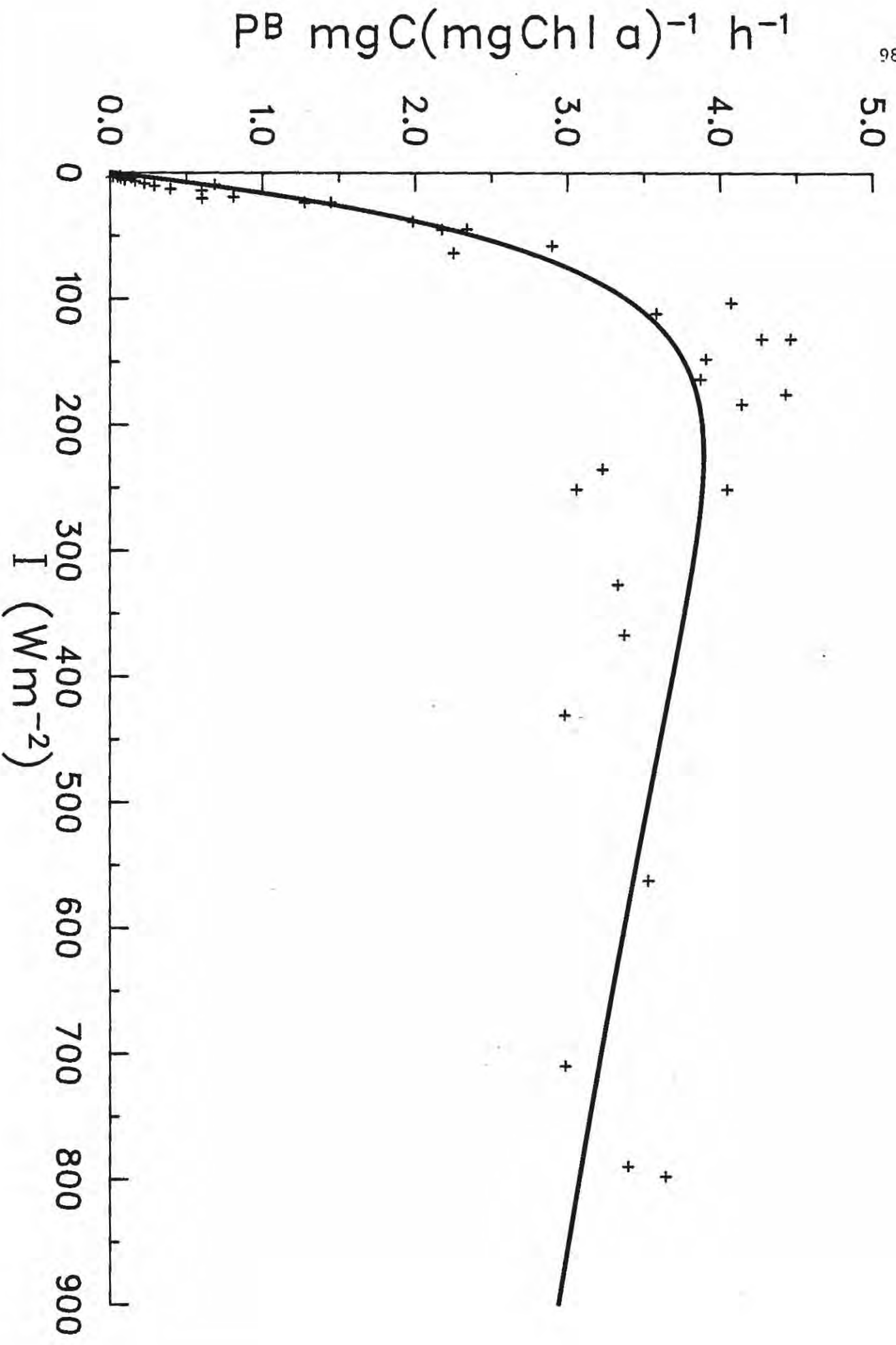
STA. 26

10 M



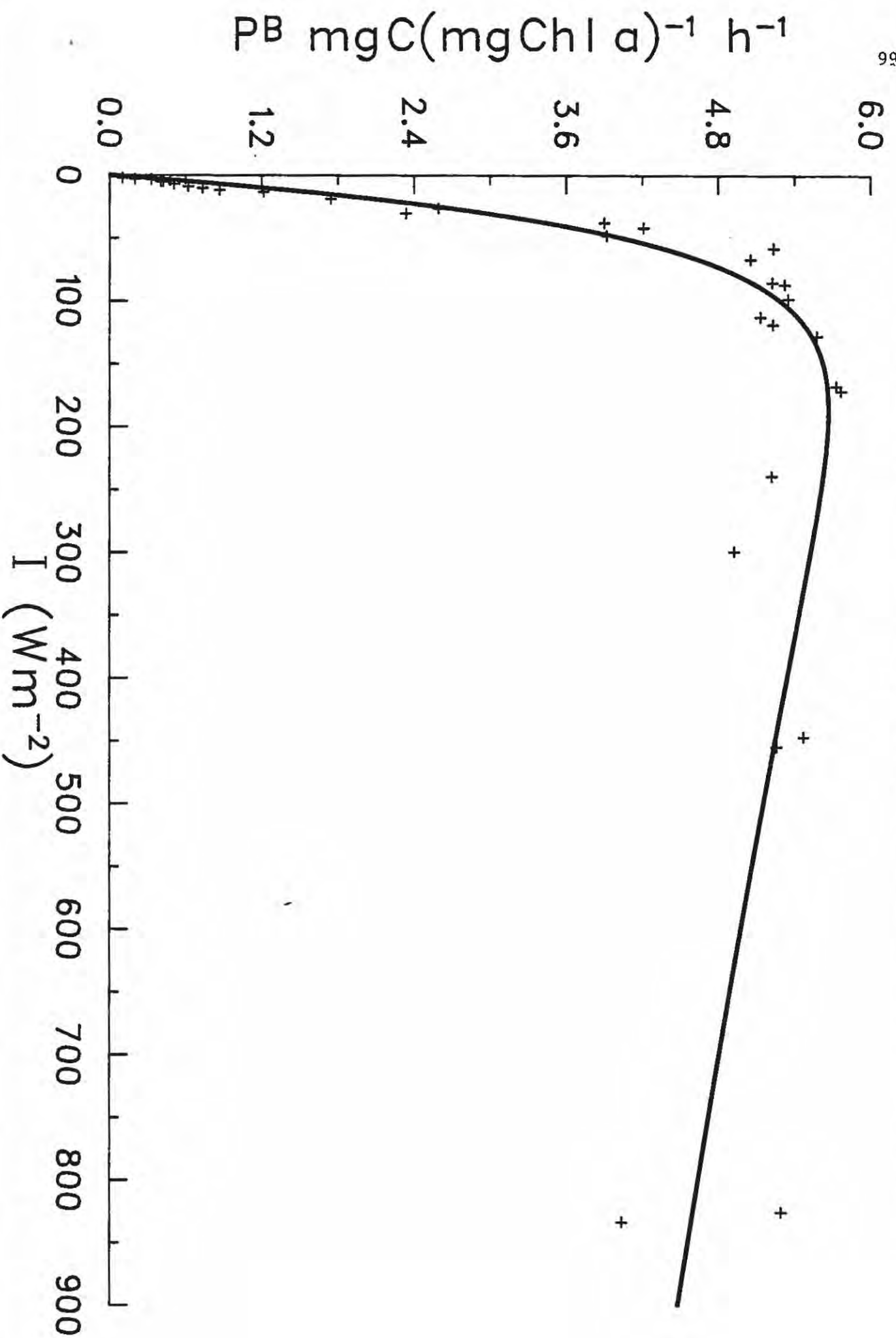
ID 8407140 26/03/85 STA. 28 10 M

98

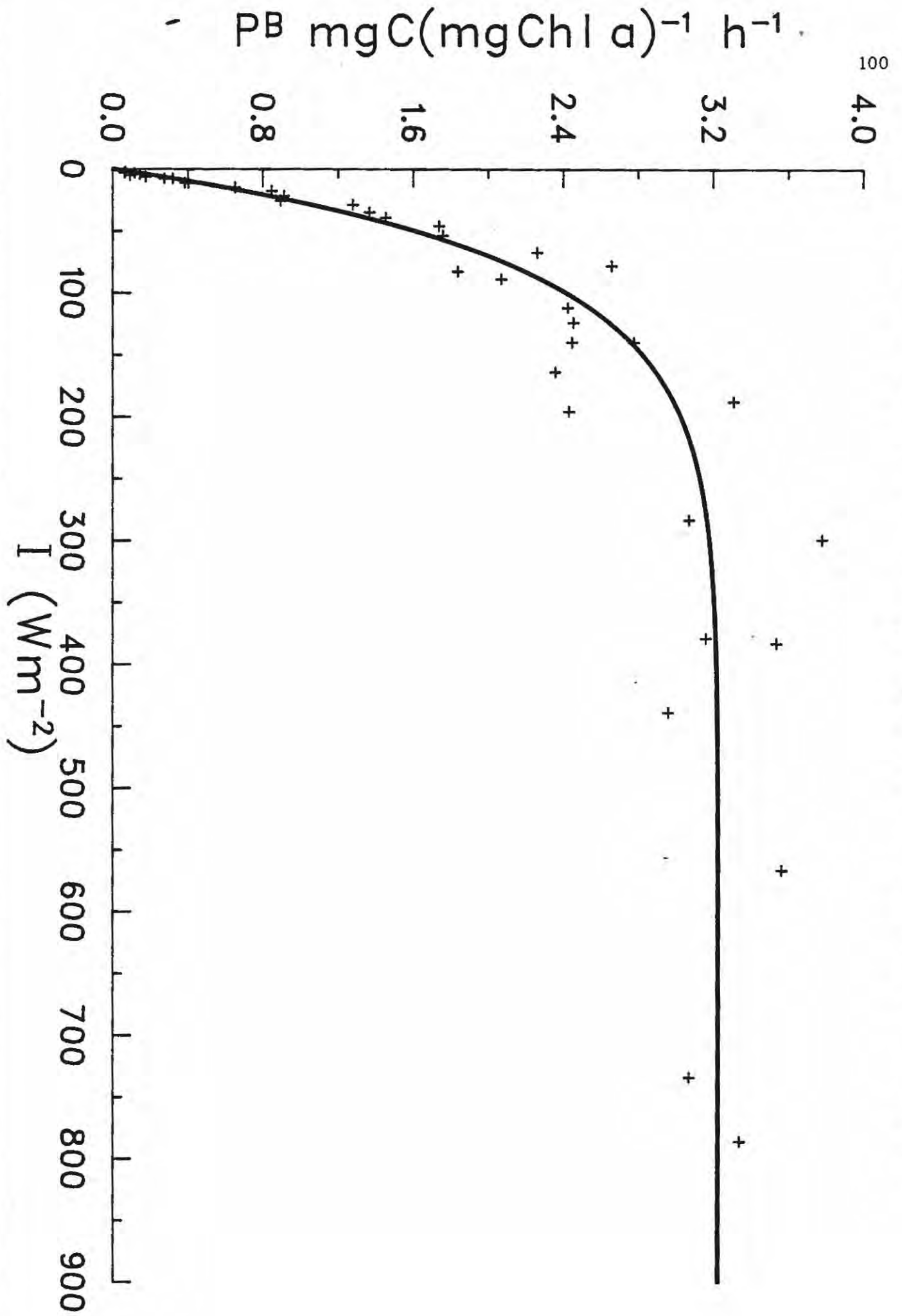


ID 8407138 26/03/85 STA. 28 1 M

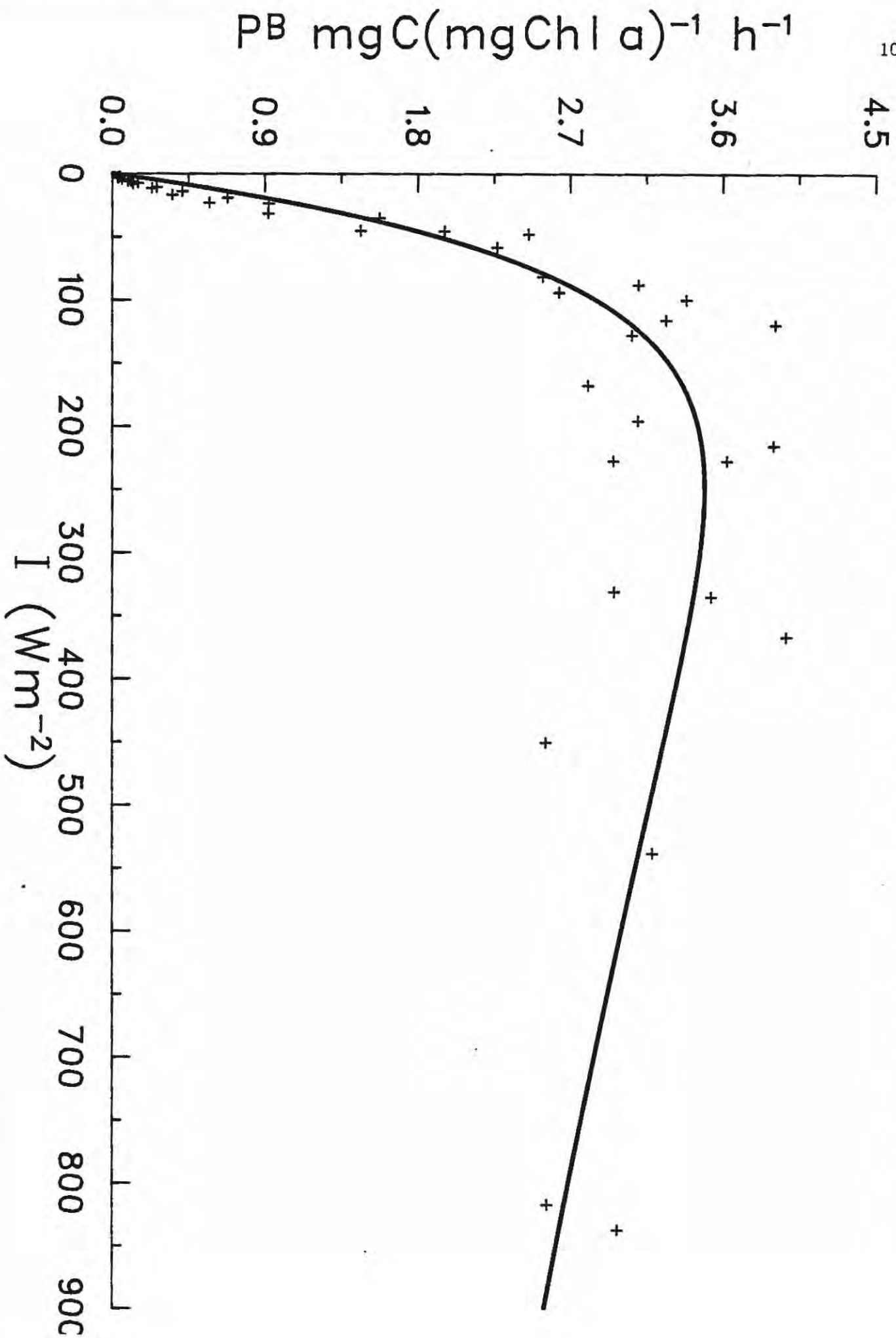
99



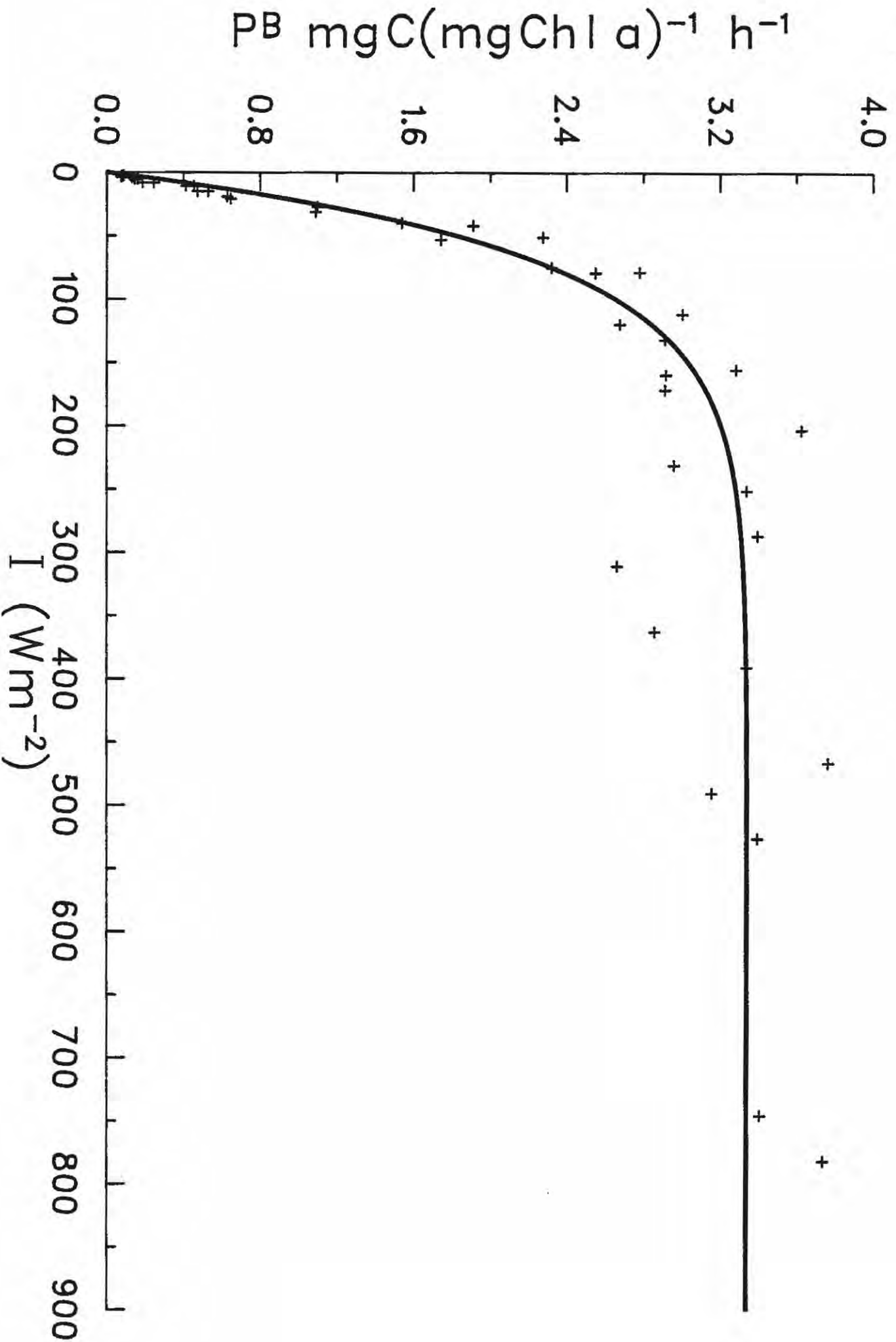
LD 04U/143 29/05/85 STA. 30 1 M







ID 8407146 02/04/85 STA. 32 1 M



ID 8407148

02/04/85

STA. 32

10 M

103

PB  $\text{mgC}(\text{mgChl a})^{-1} \text{h}^{-1}$

3.0

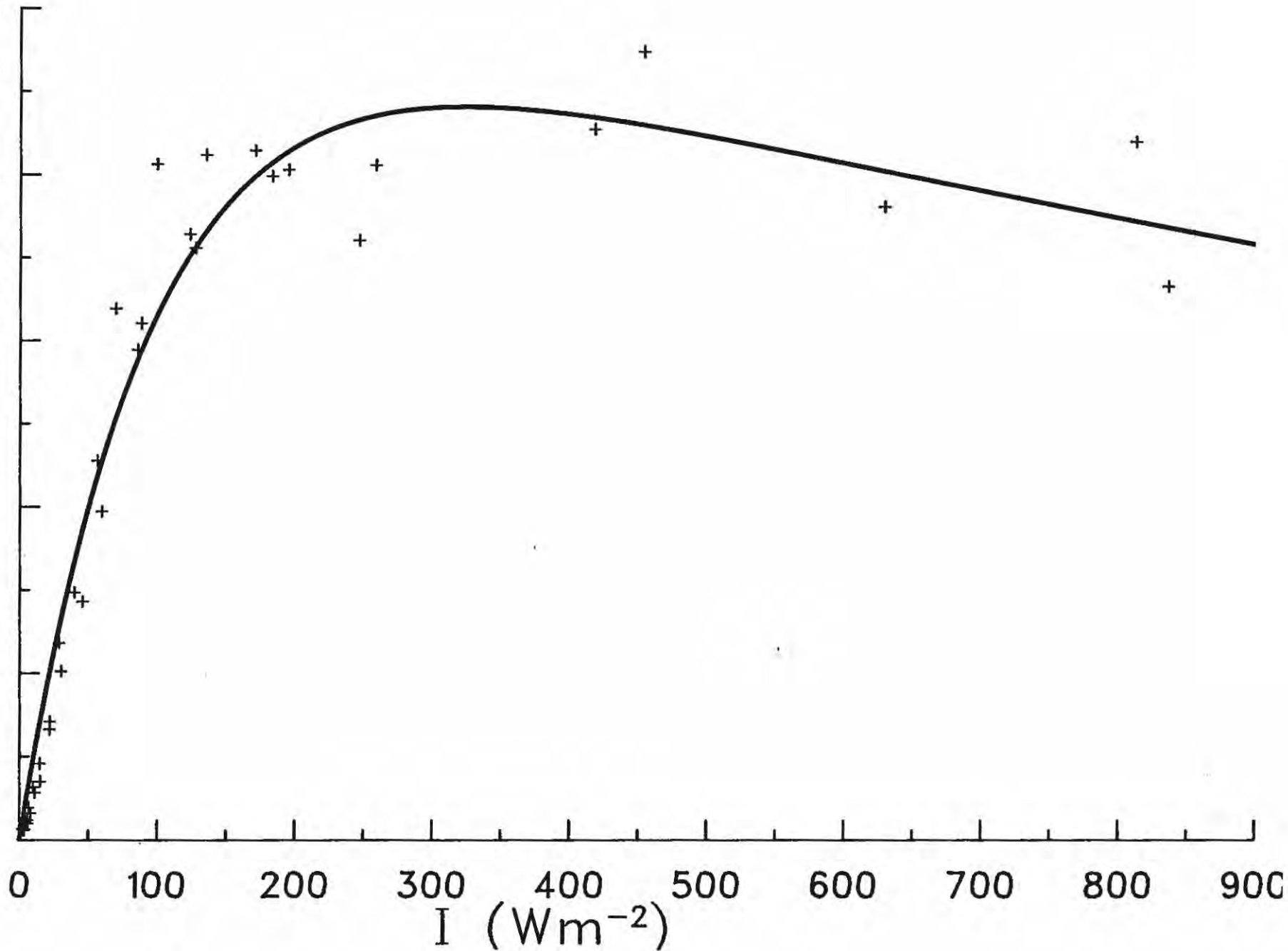
2.4

1.8

1.2

0.6

0.0

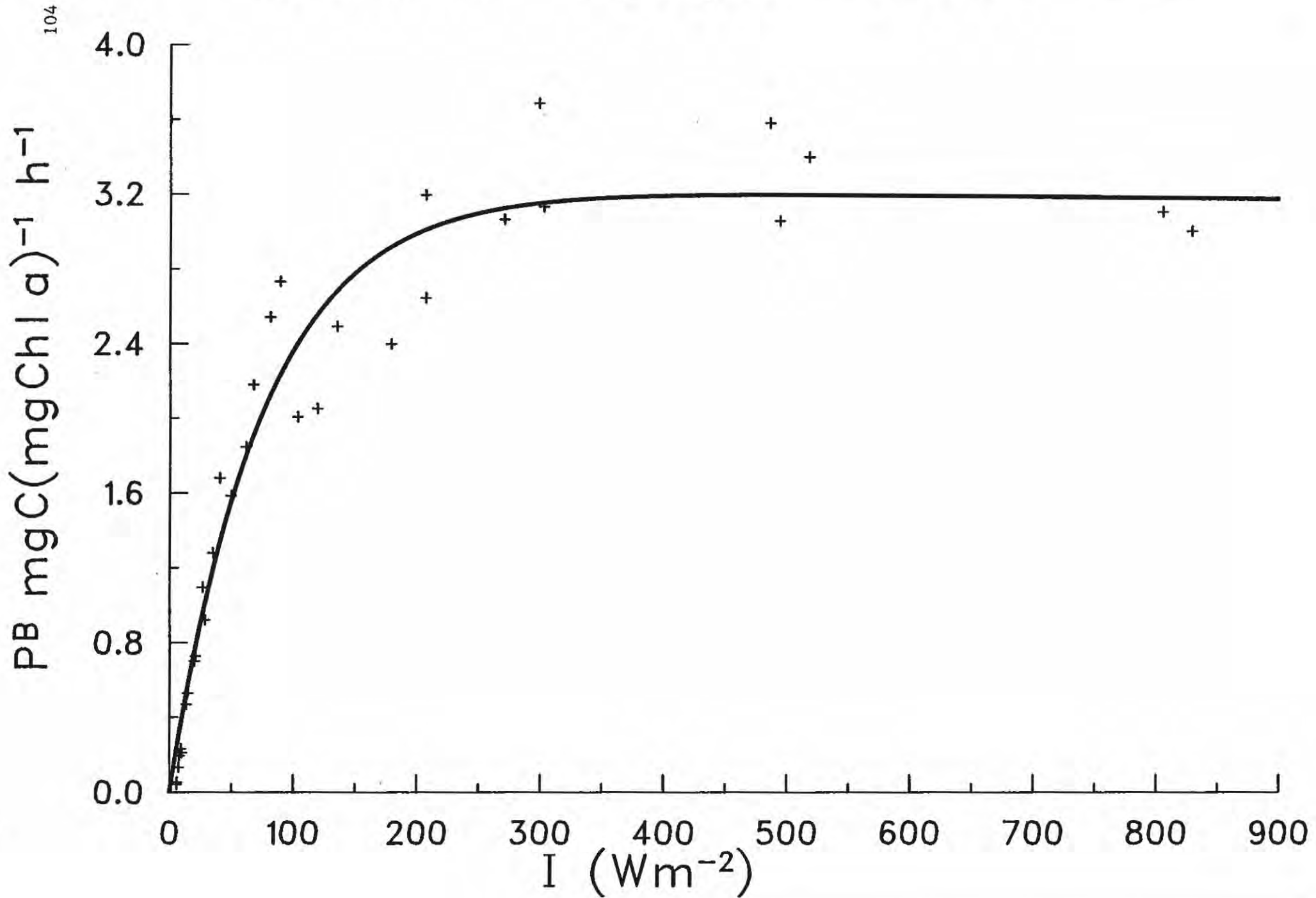


ID 8407149

04/04/85

STA. 34

1 M



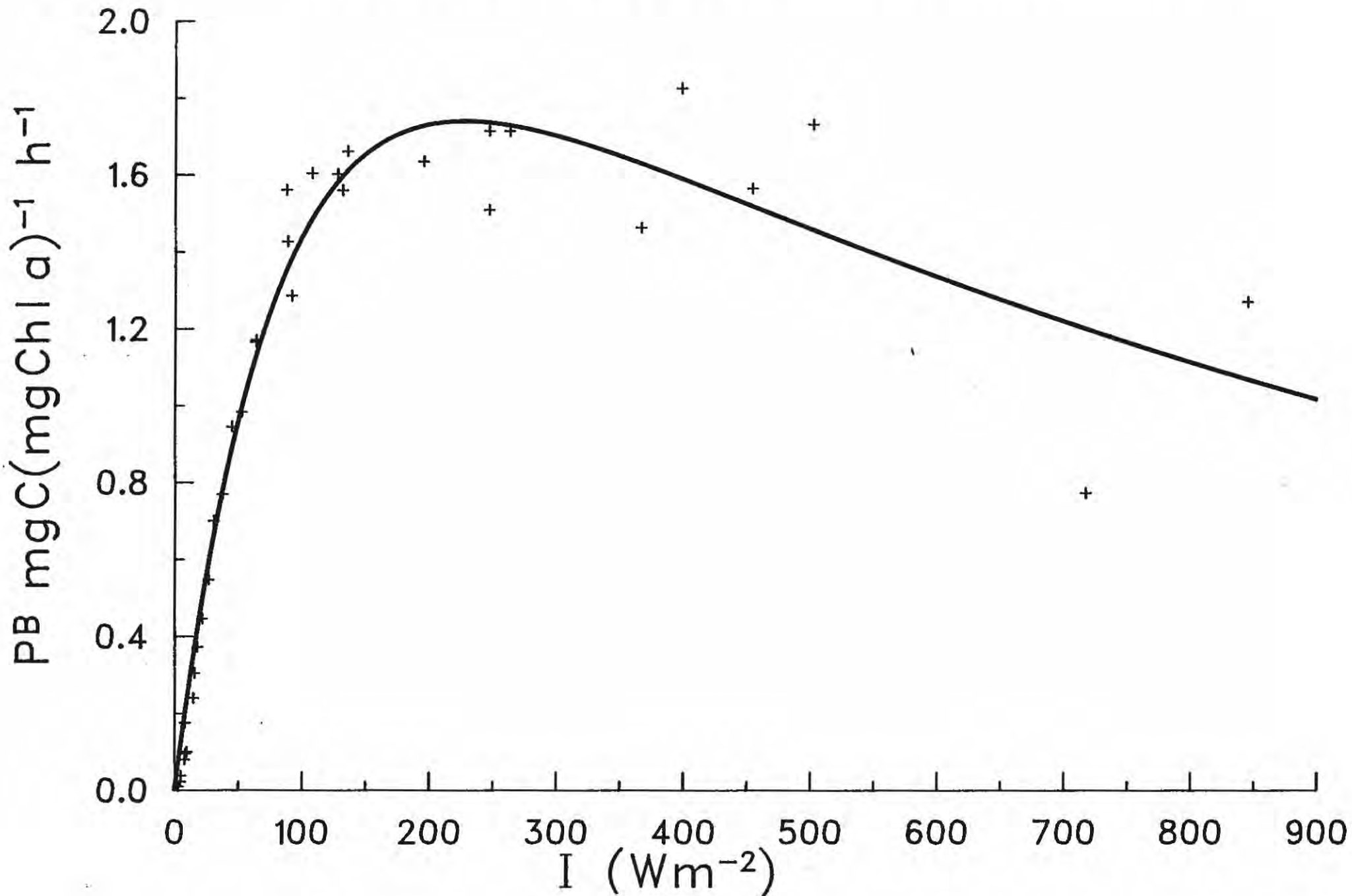
ID 8407151

04/04/85

STA. 34

10 M

105

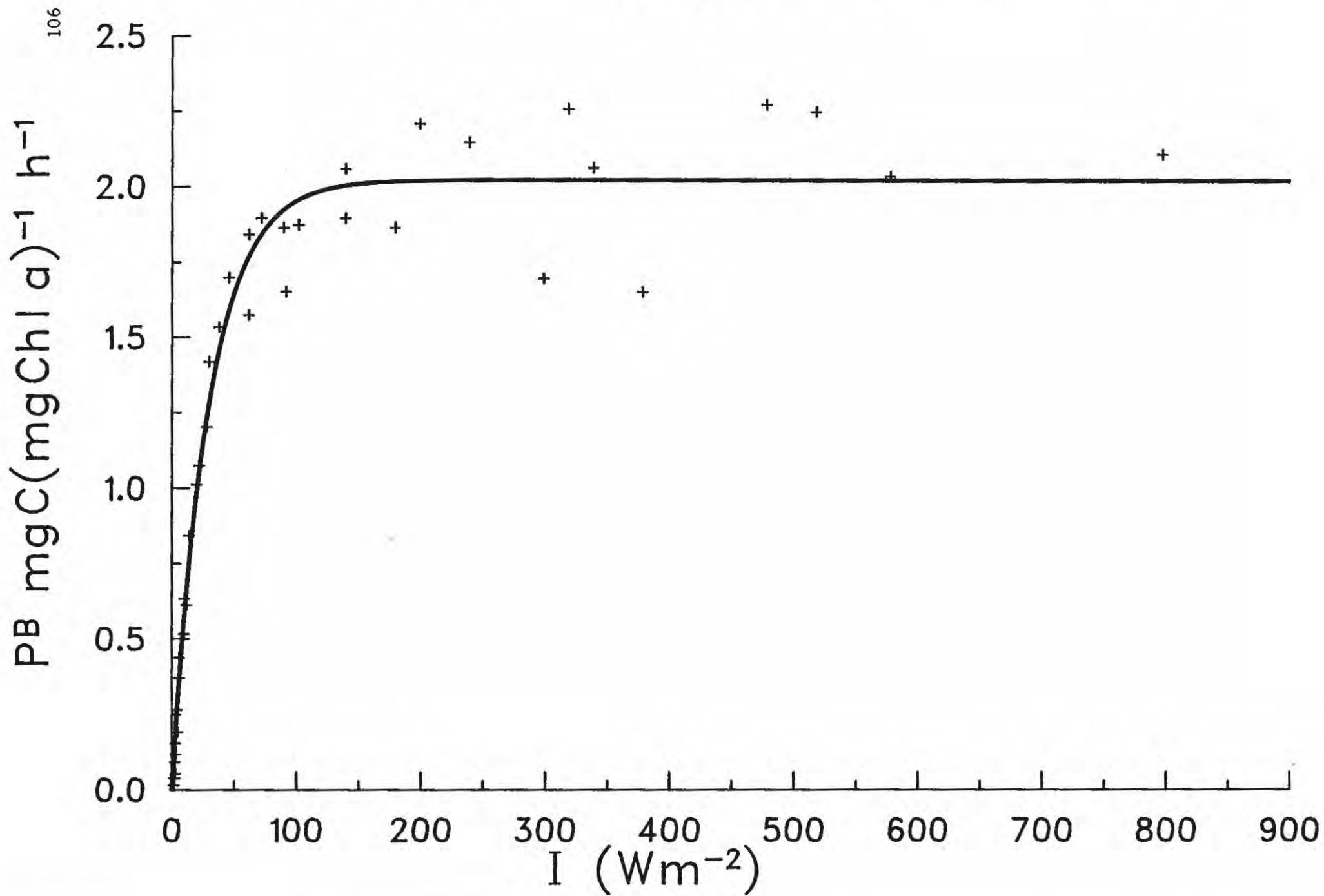


ID 8407152

10/04/85

STA. 36

1 M

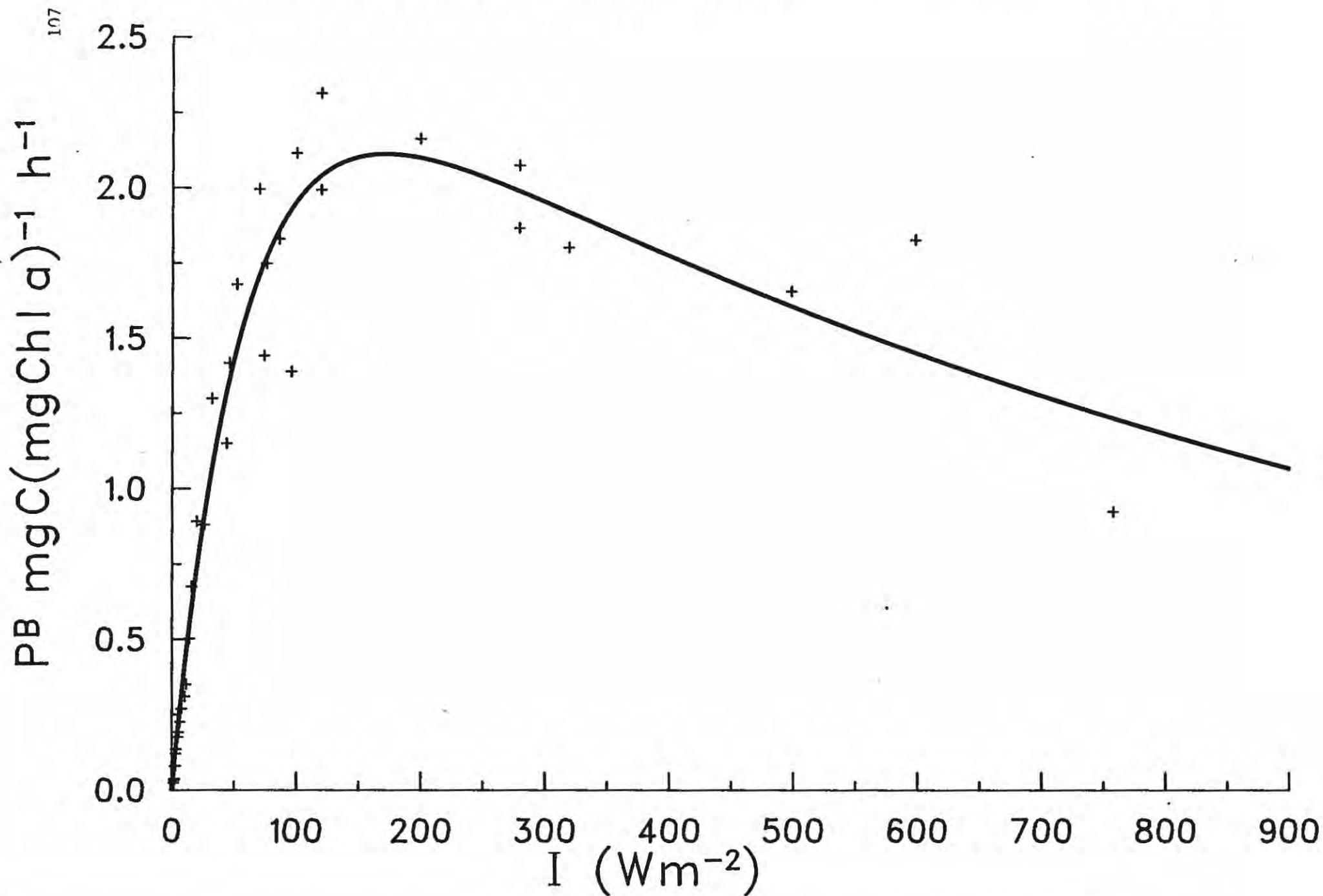


ID 8407154

10/04/85

STA. 36

10 M

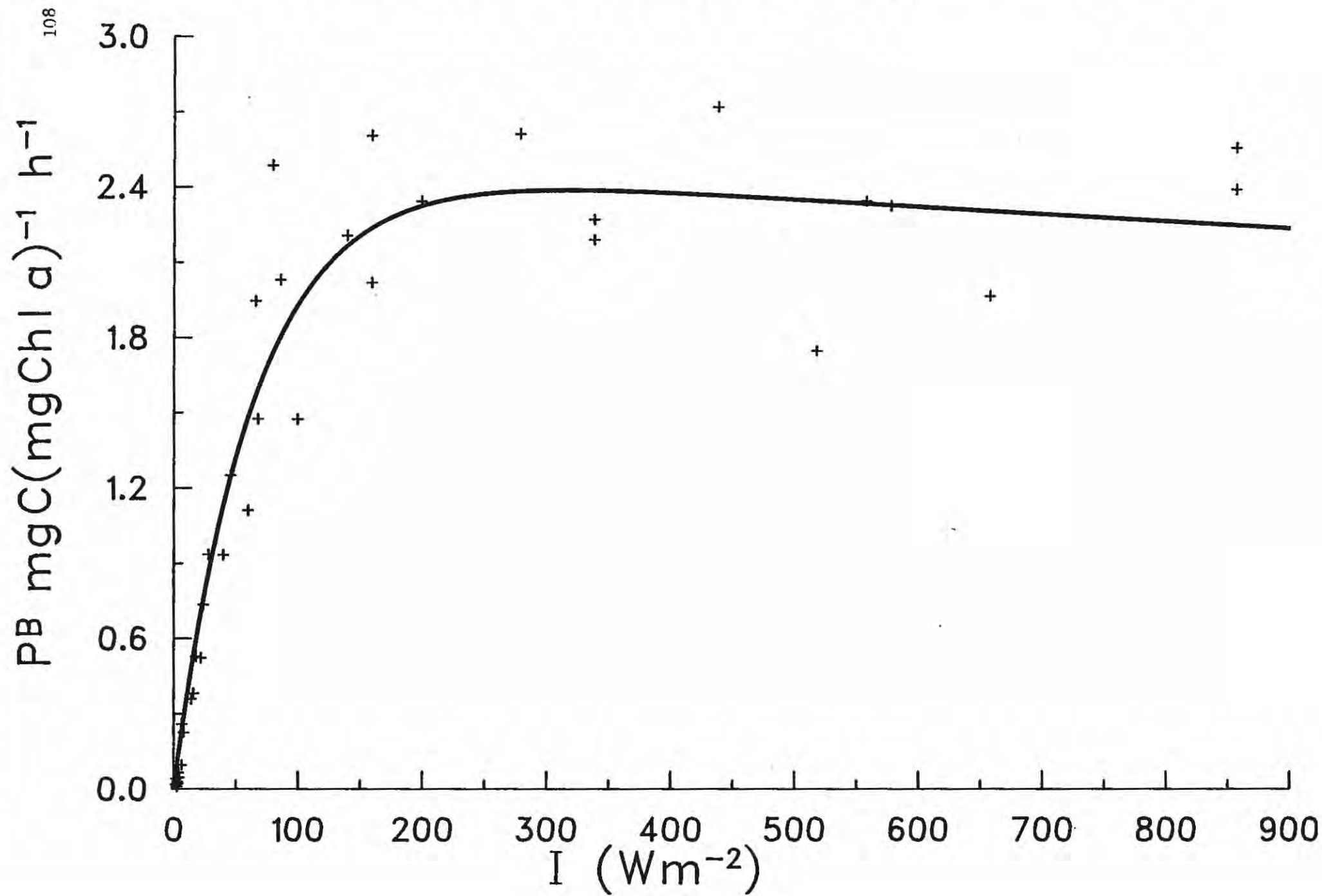


ID 8407155

12/04/85

STA. 38

1 M





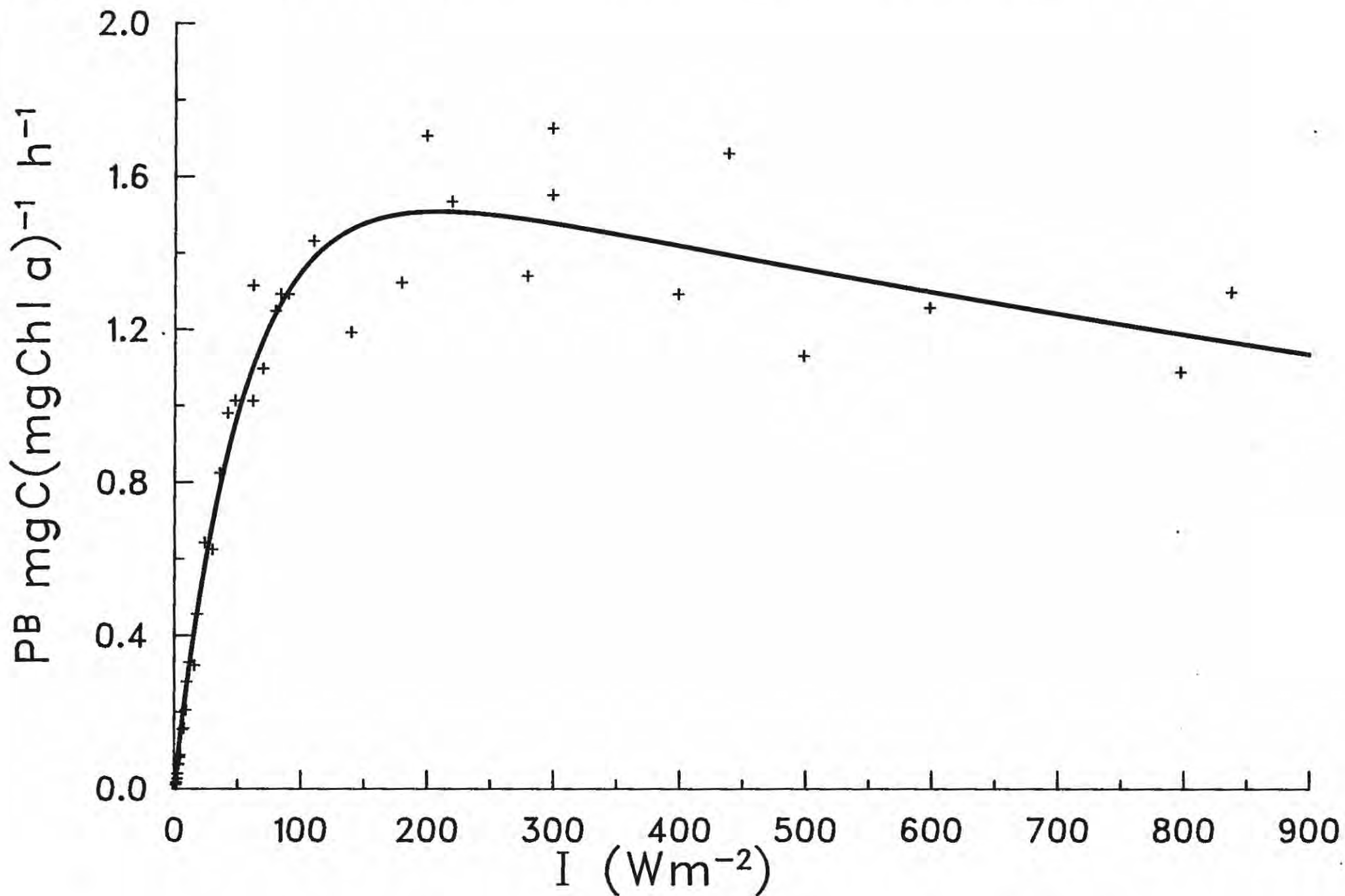
ID 8407157

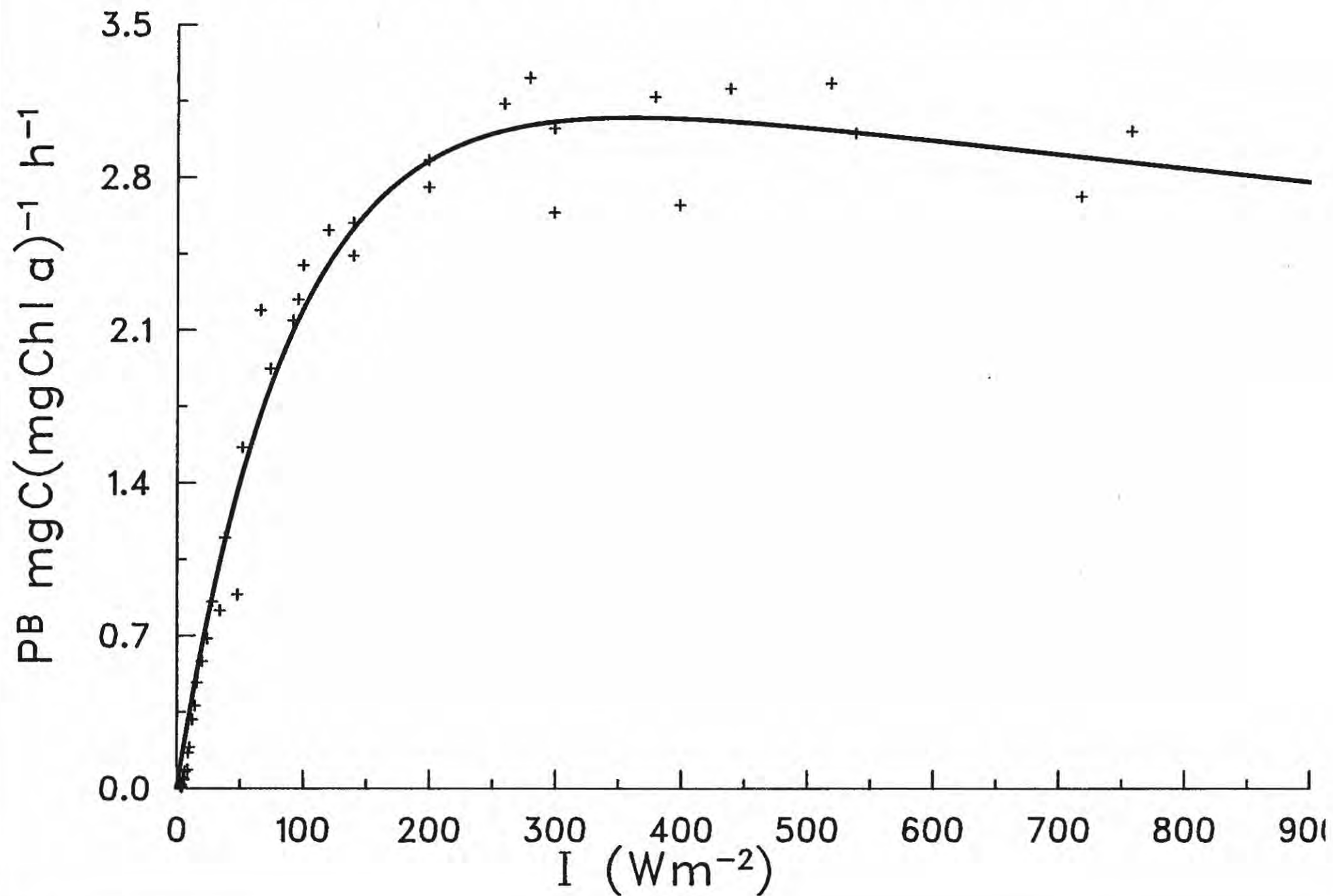
12/04/85

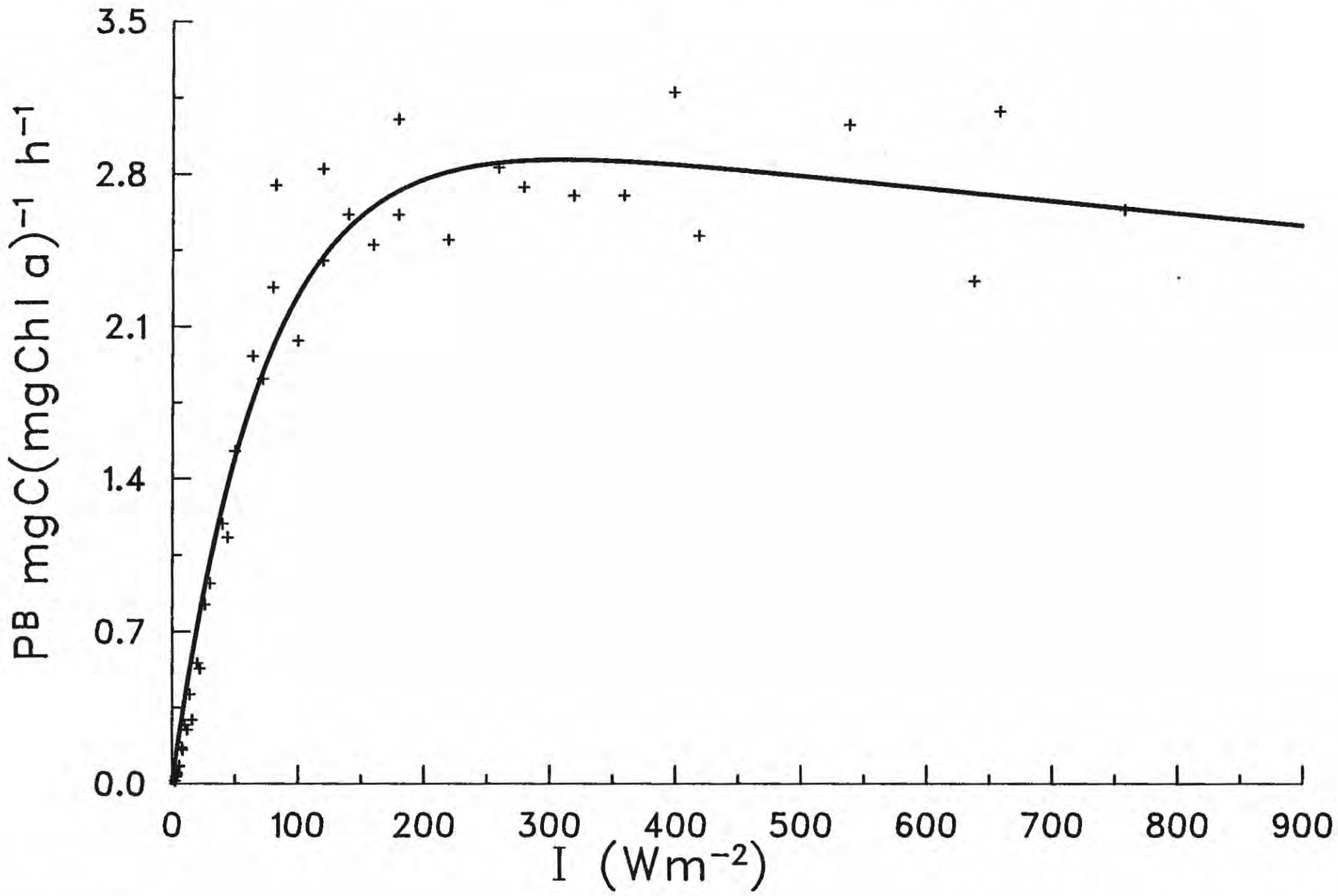
STA. 38

10 M

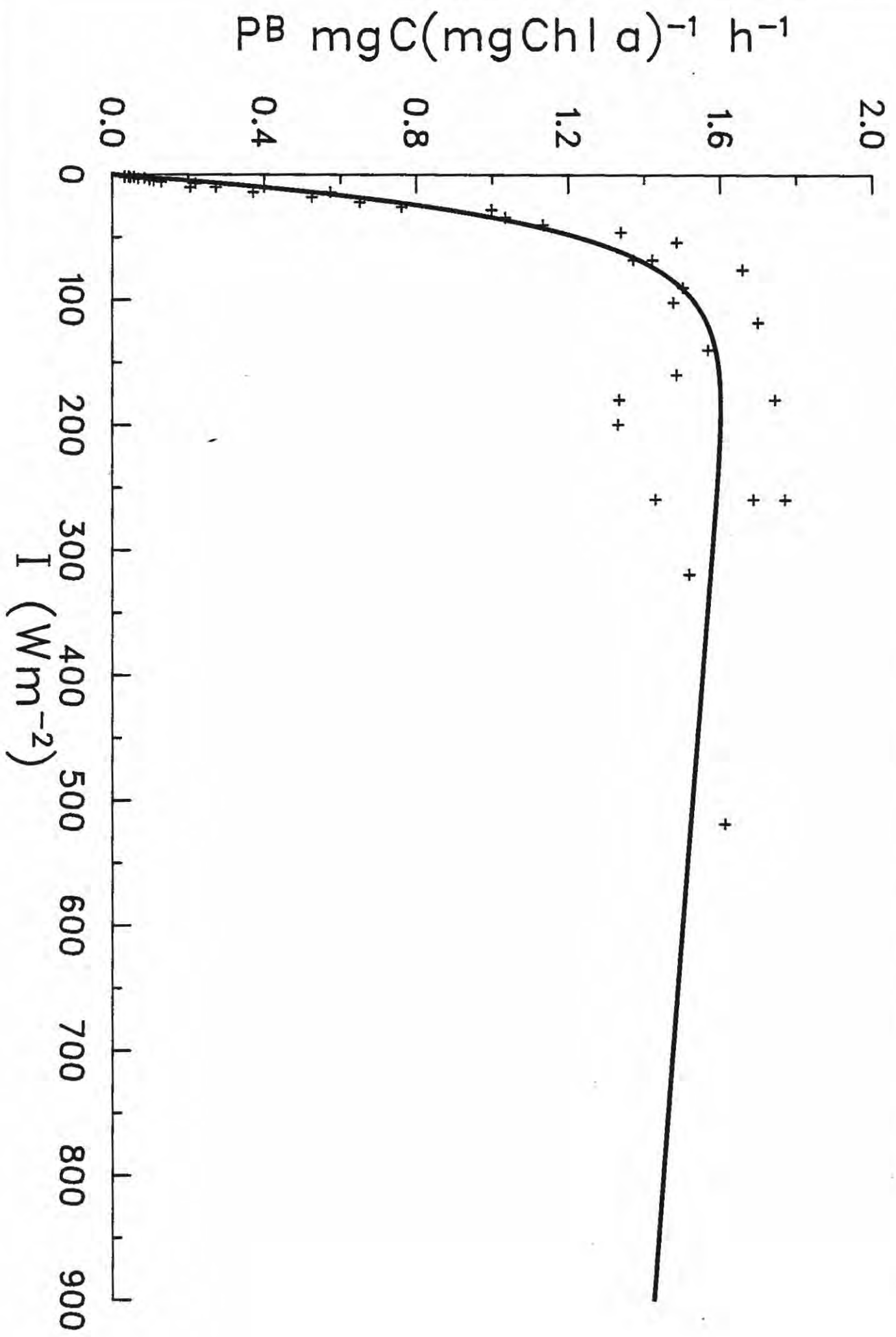
109

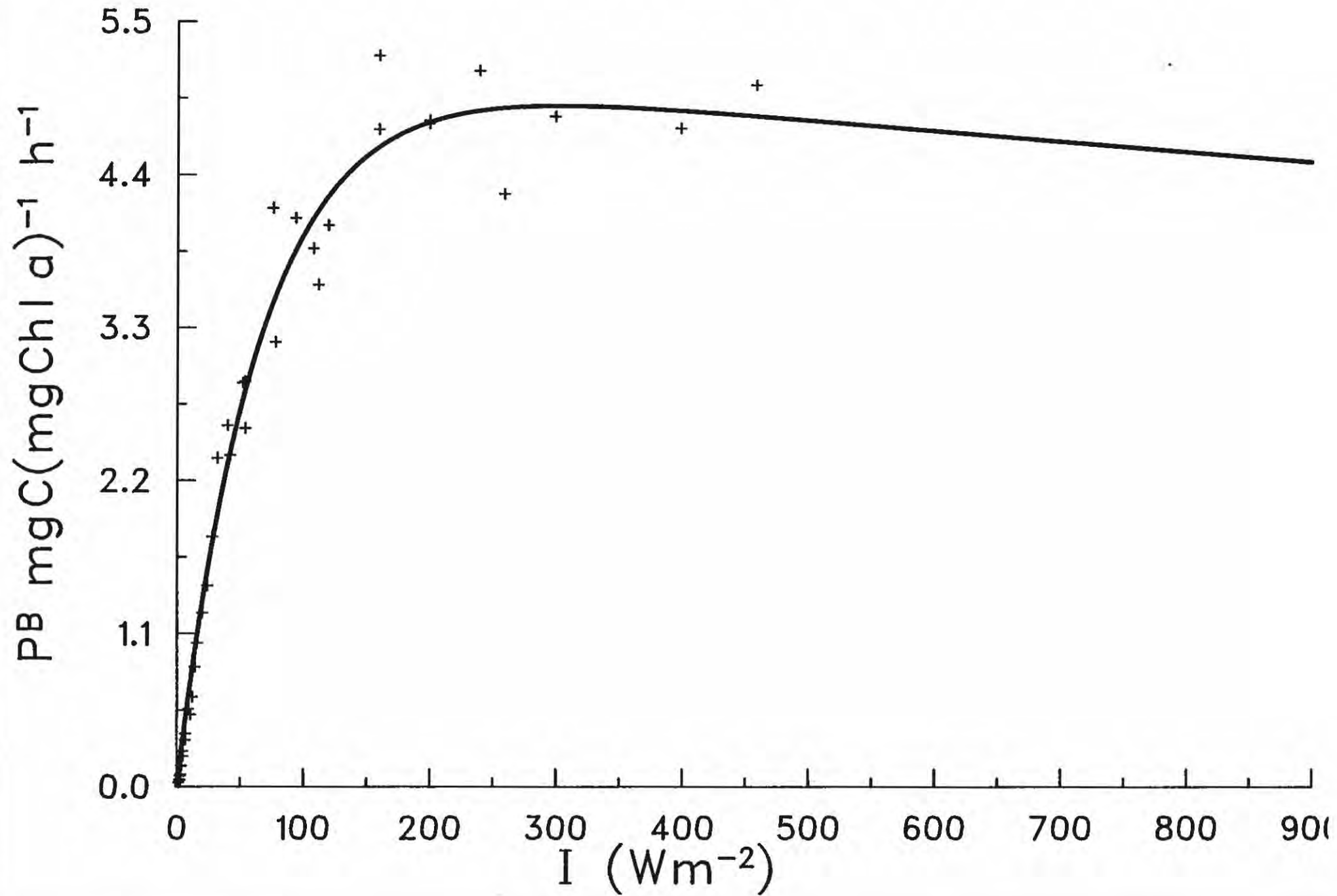


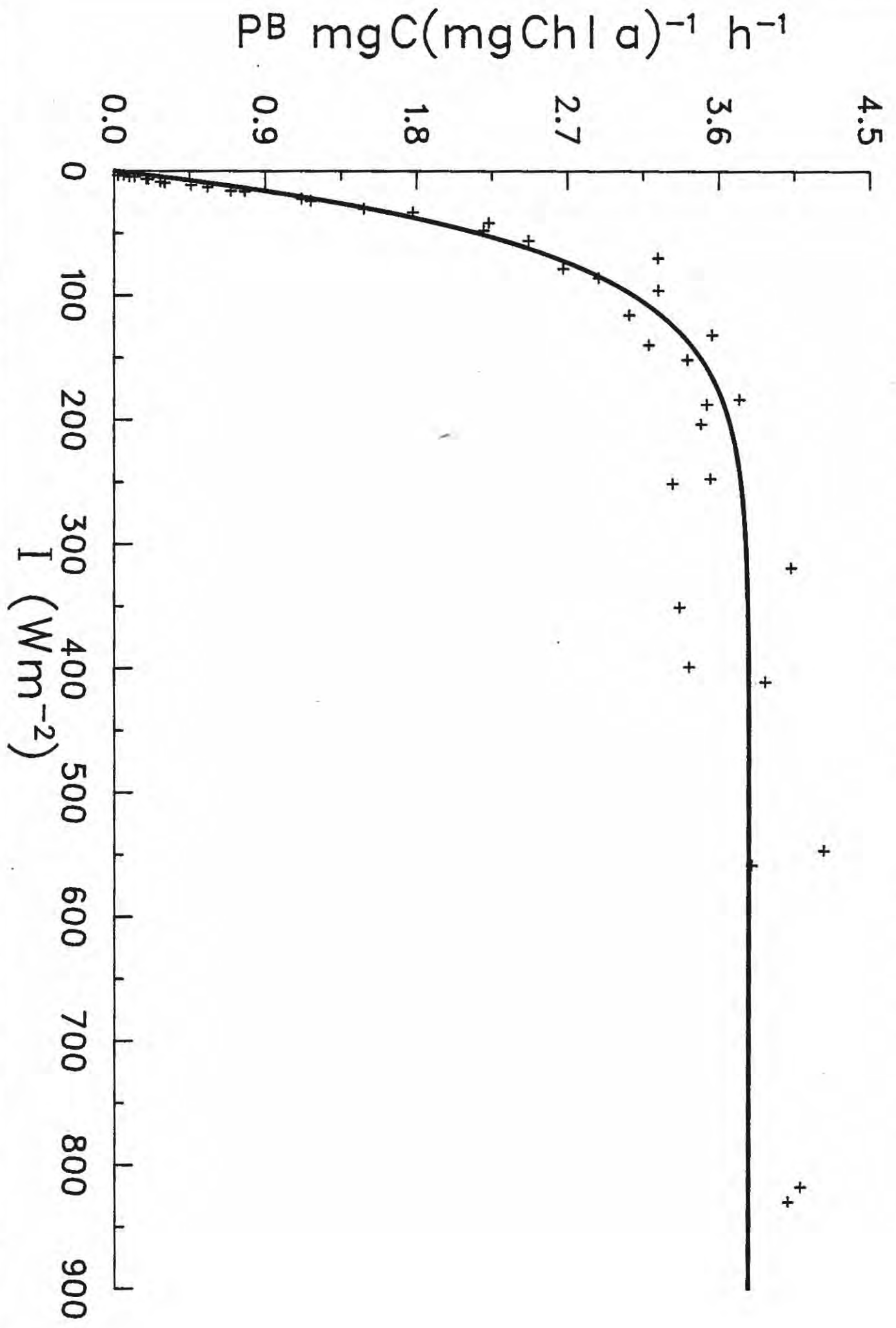




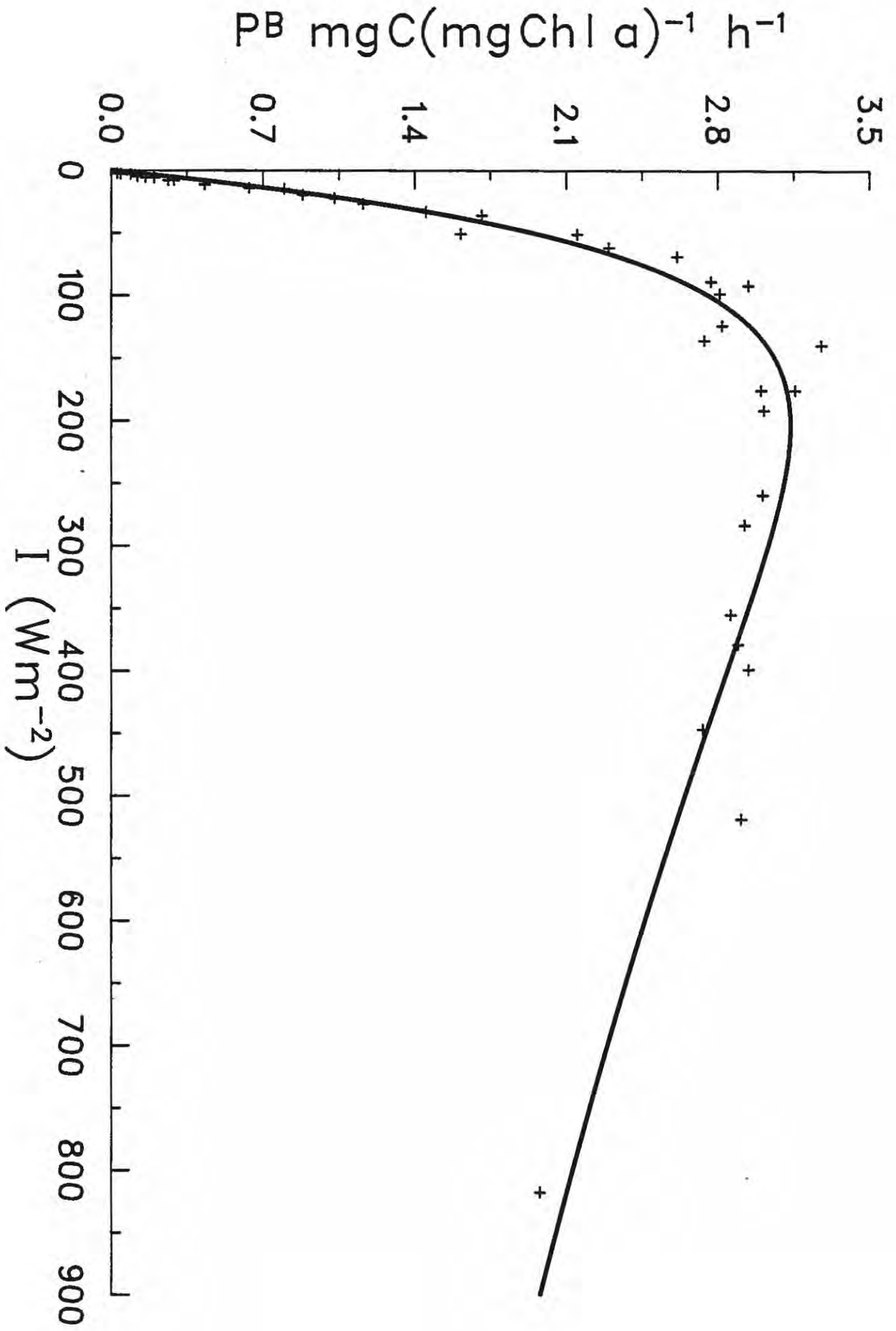
ID 8407161 19/04/85 STA. 42 1 M







ID 8407166 23/04/85 STA. 44 10 M

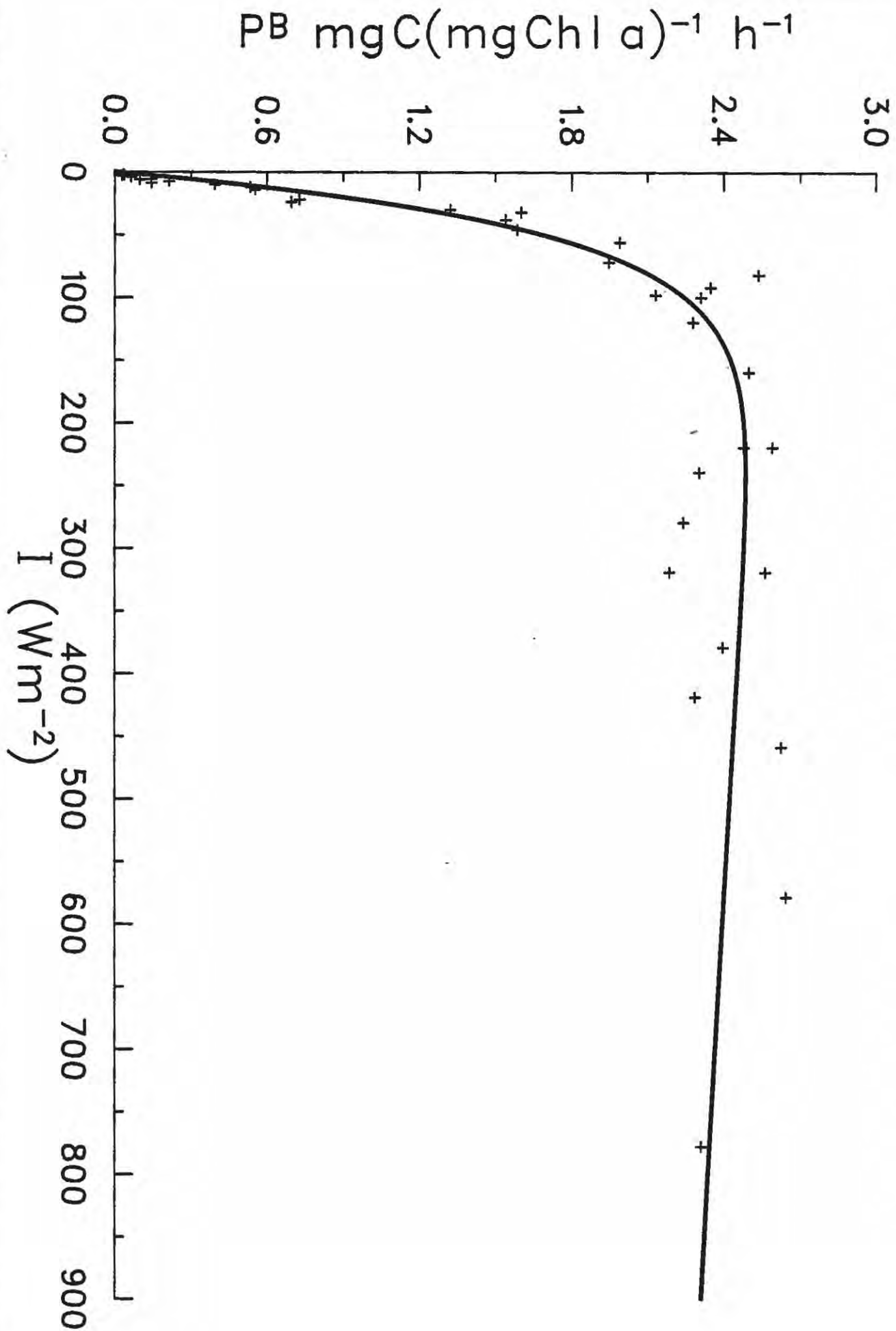


12 04U/10/

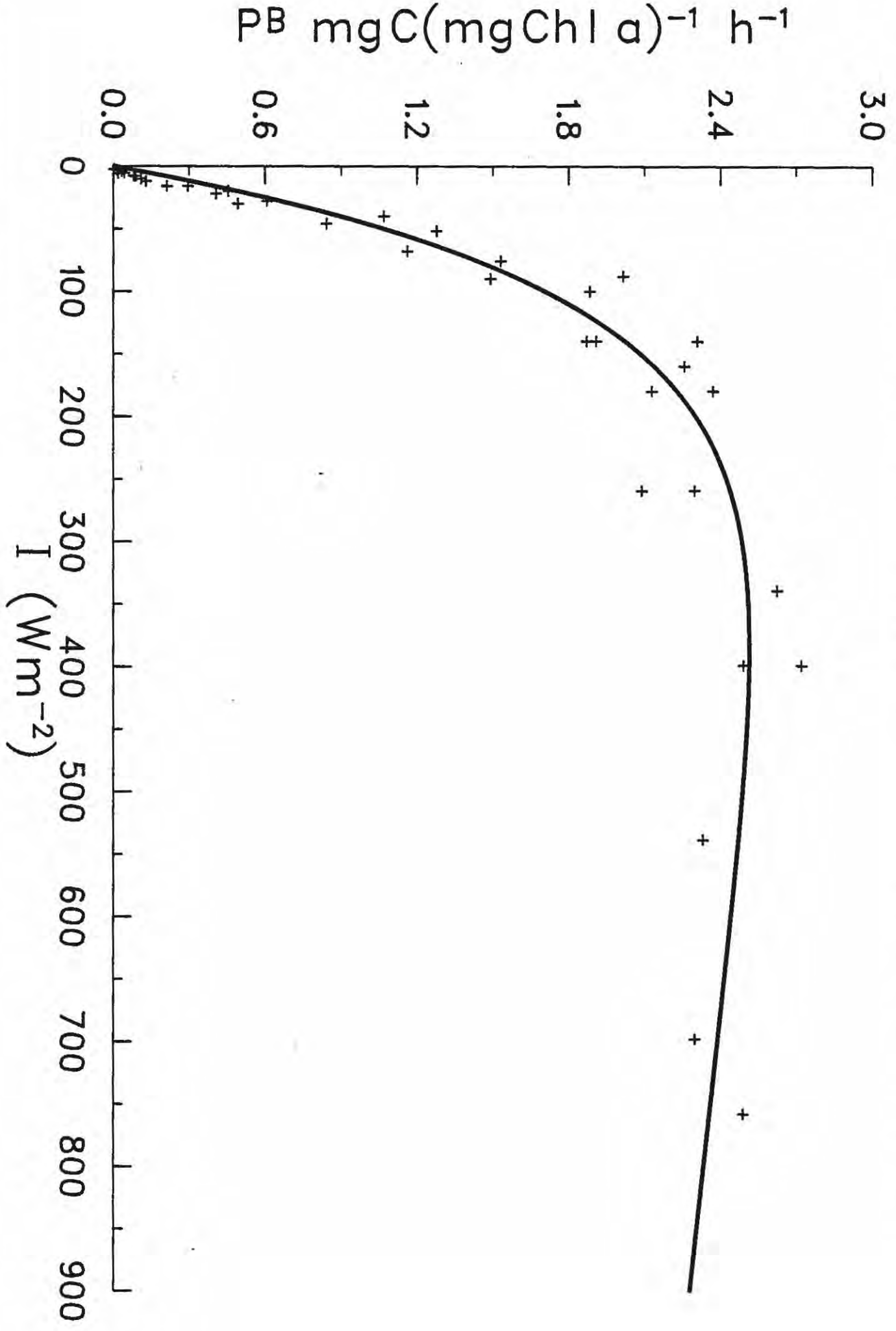
20/04/83

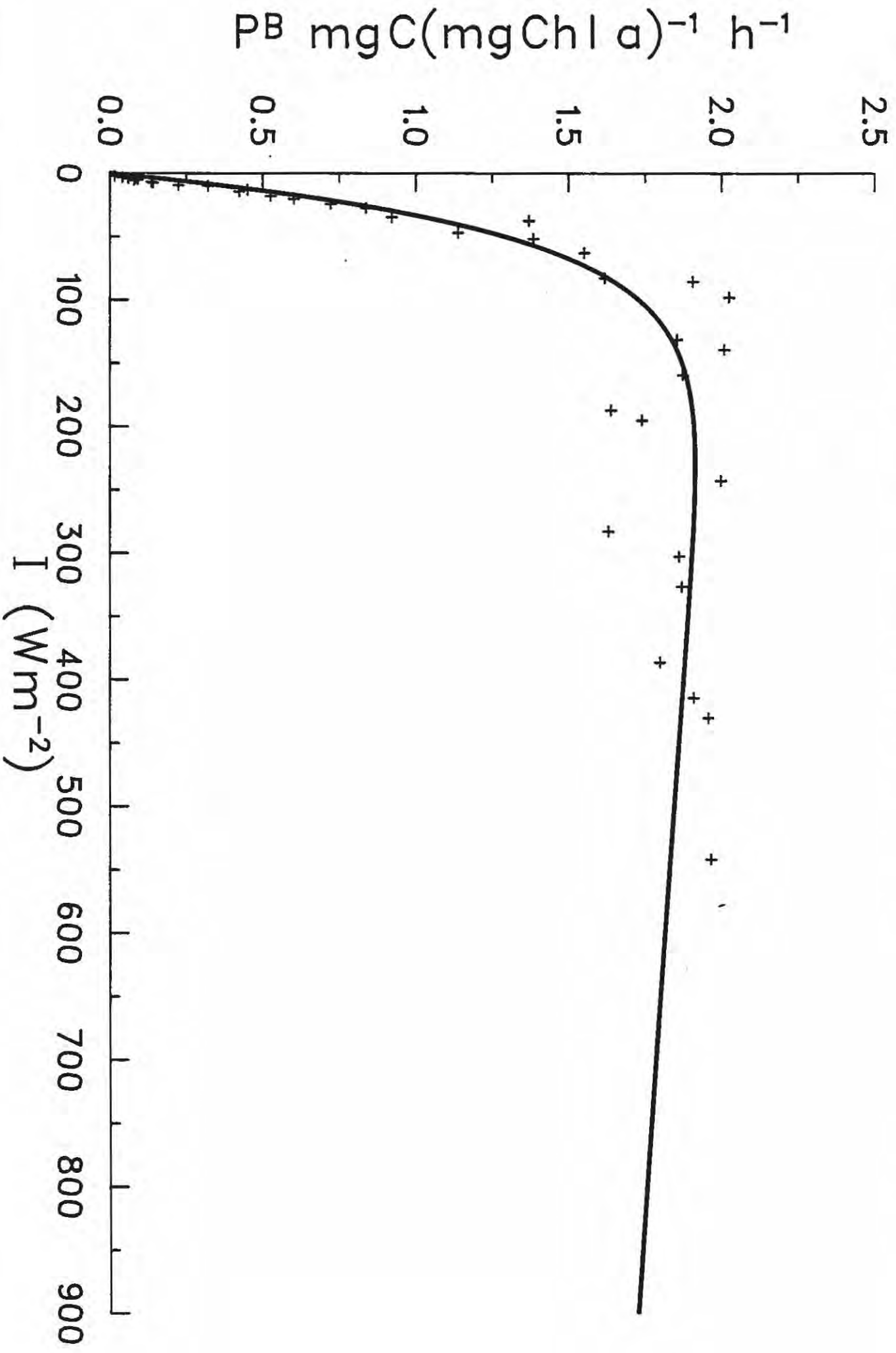
SIA. 46

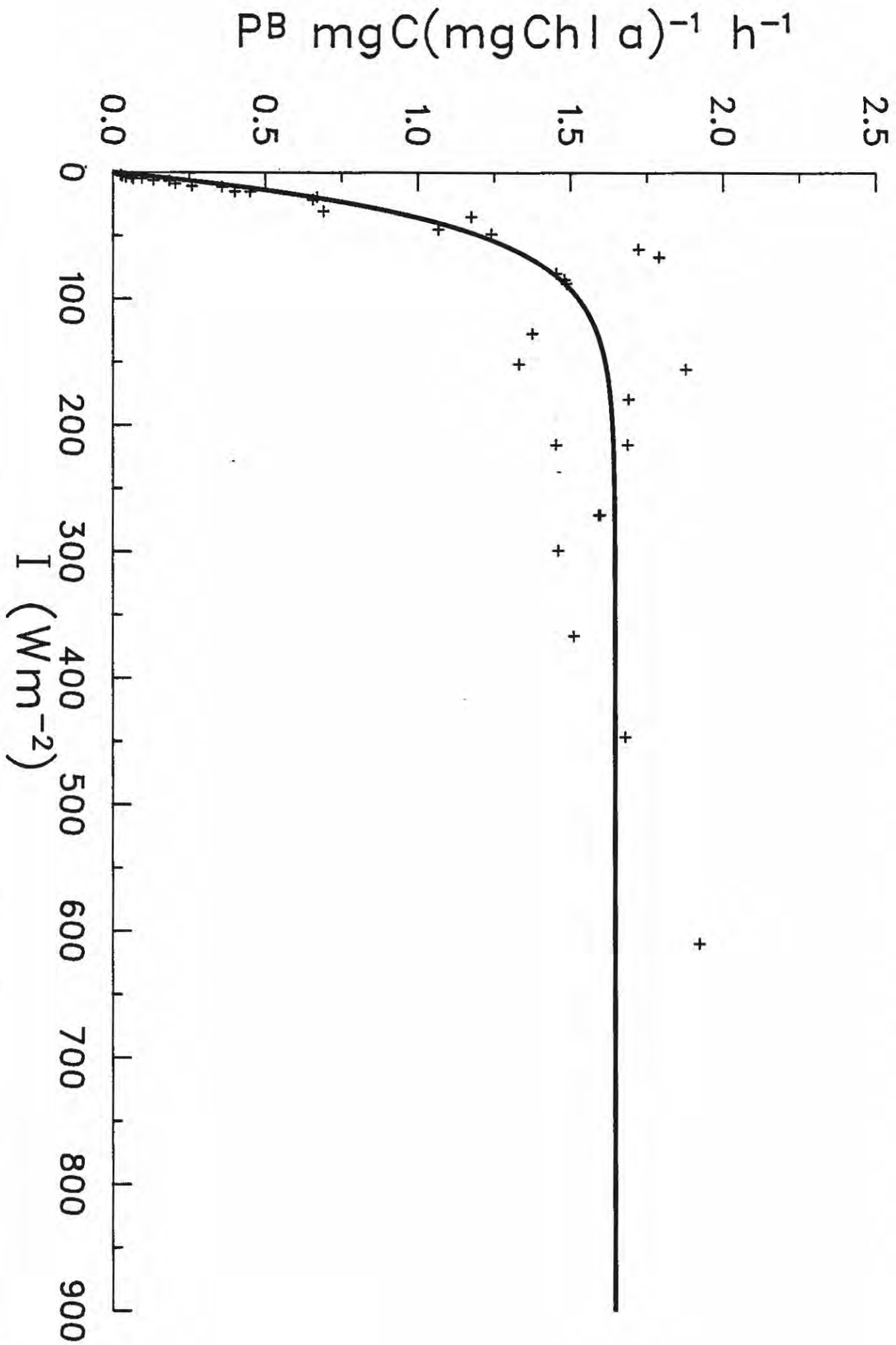
1 M



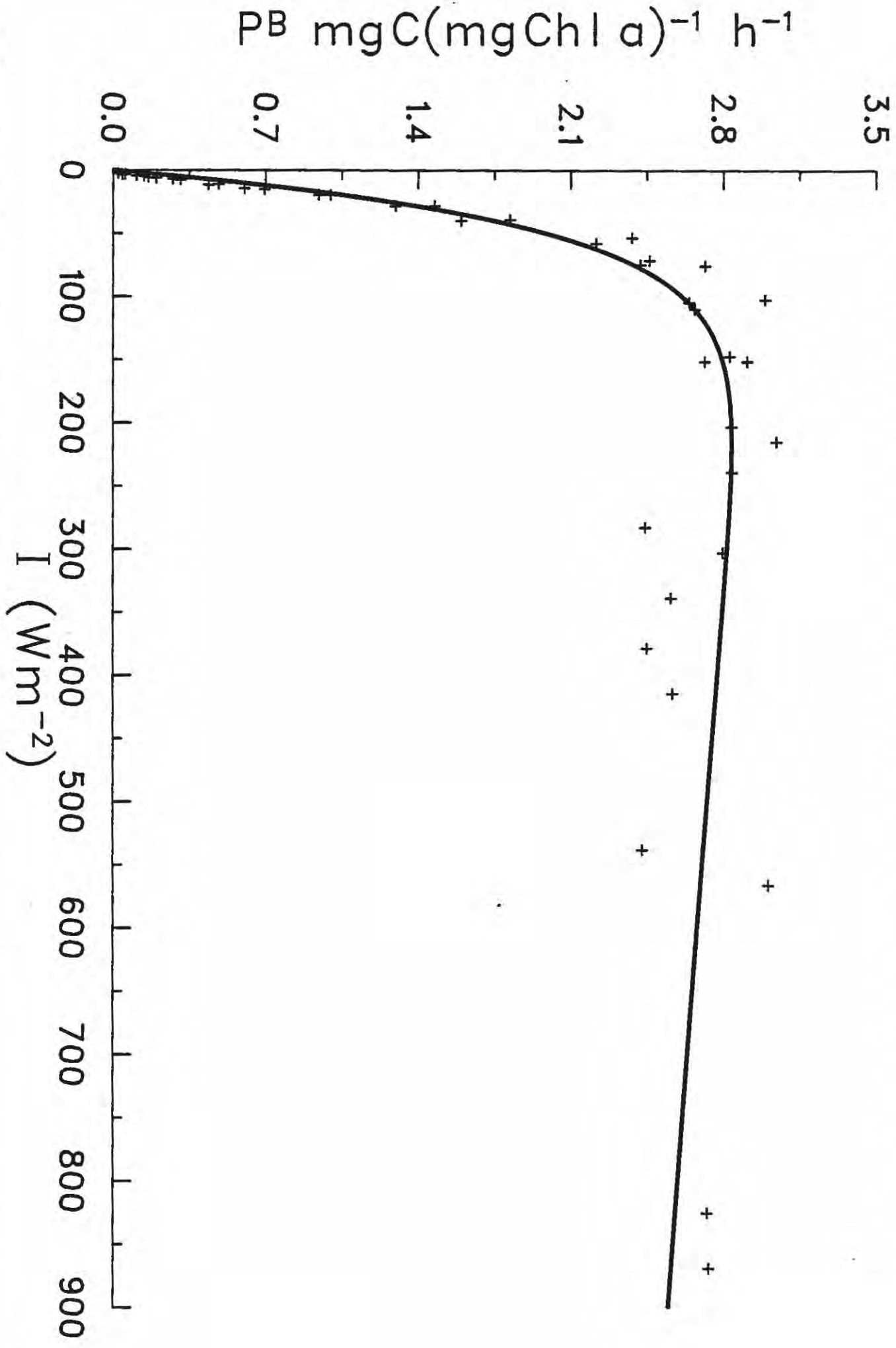




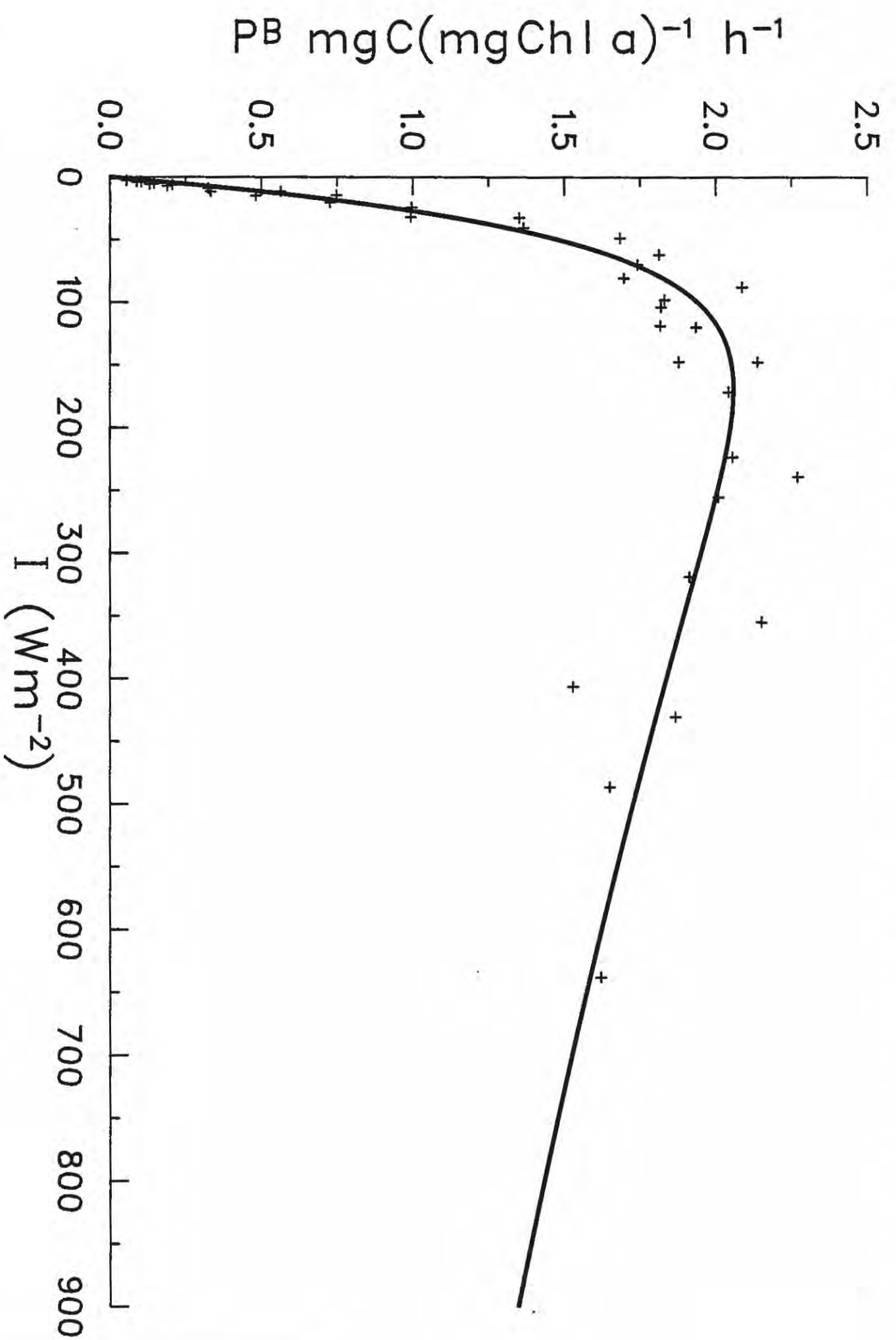


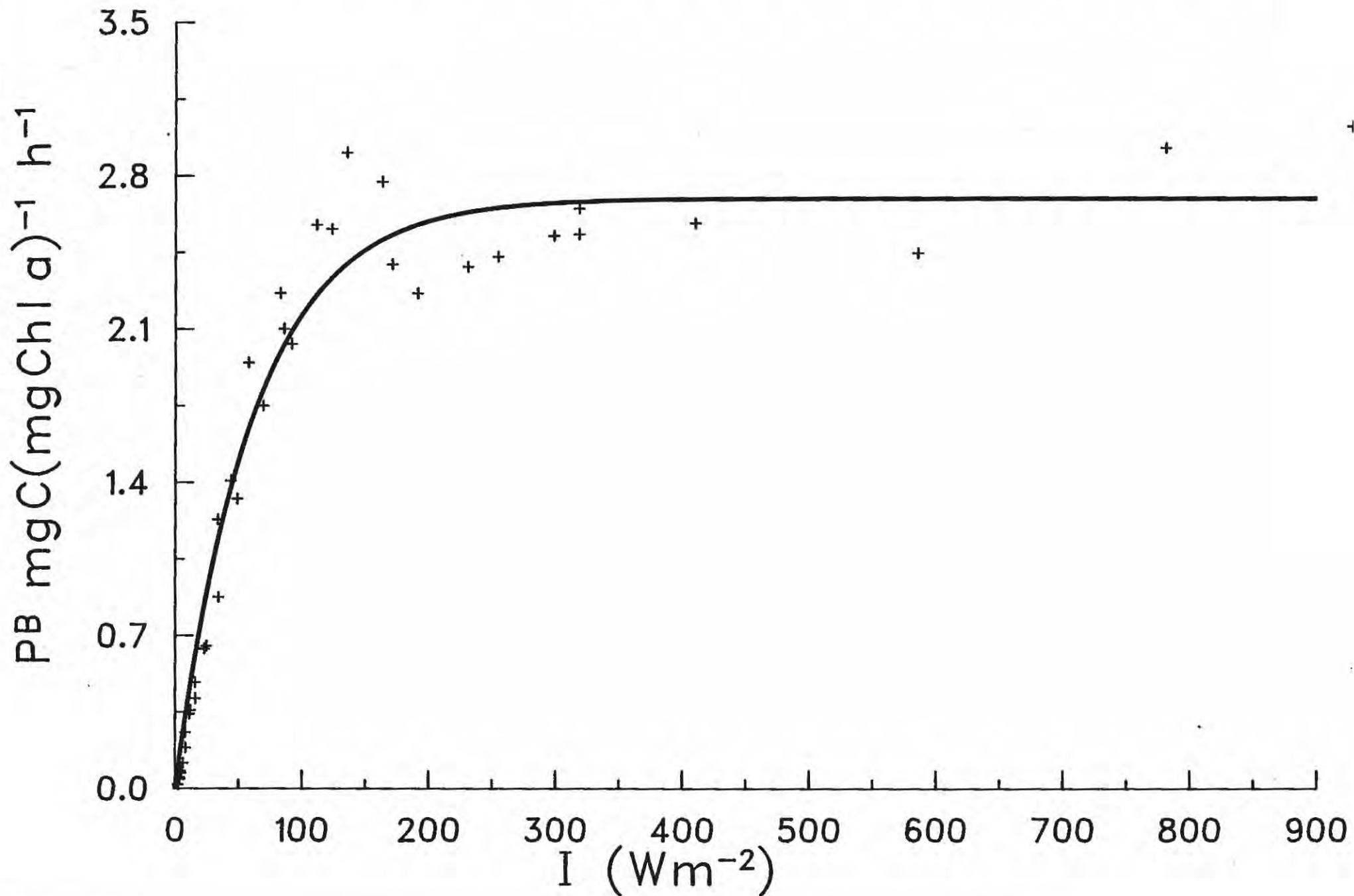


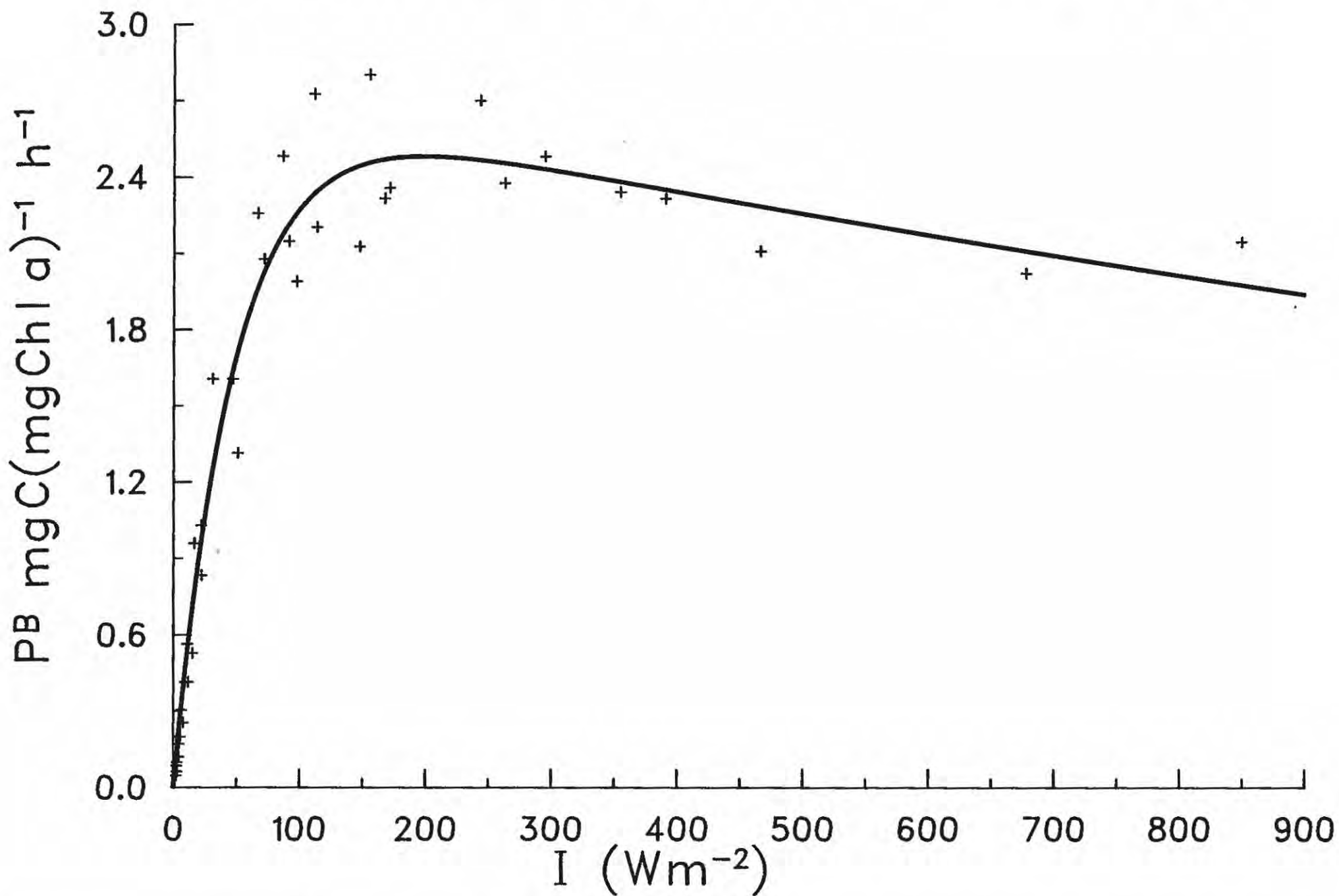
10 04U/1/3 U/05/85 SIA. 50 1 M



ID 84U/1/3 U//05/85 SIA. 50 10 M





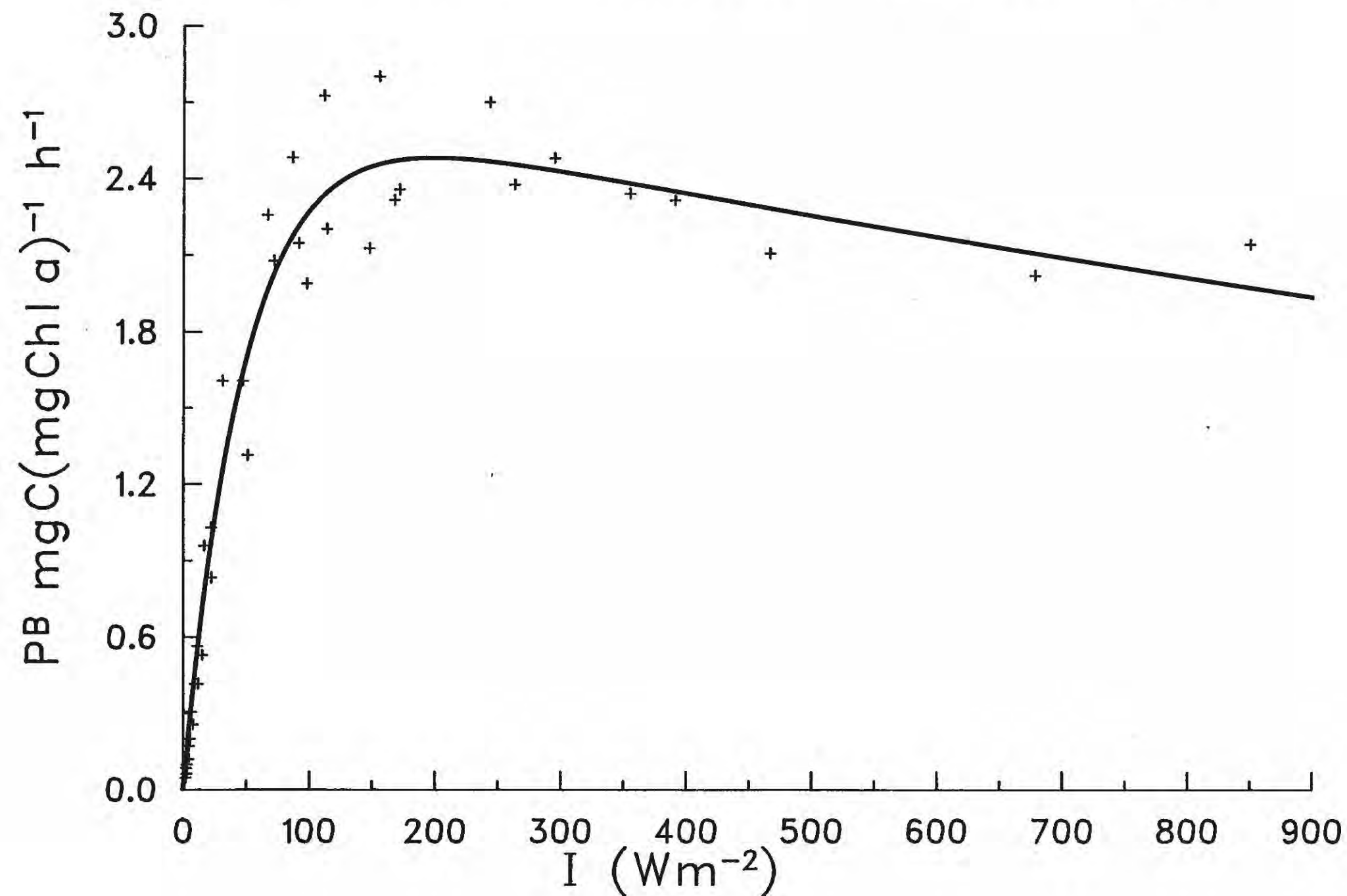


ID 8407178

10/05/85

STA. 52

10 M



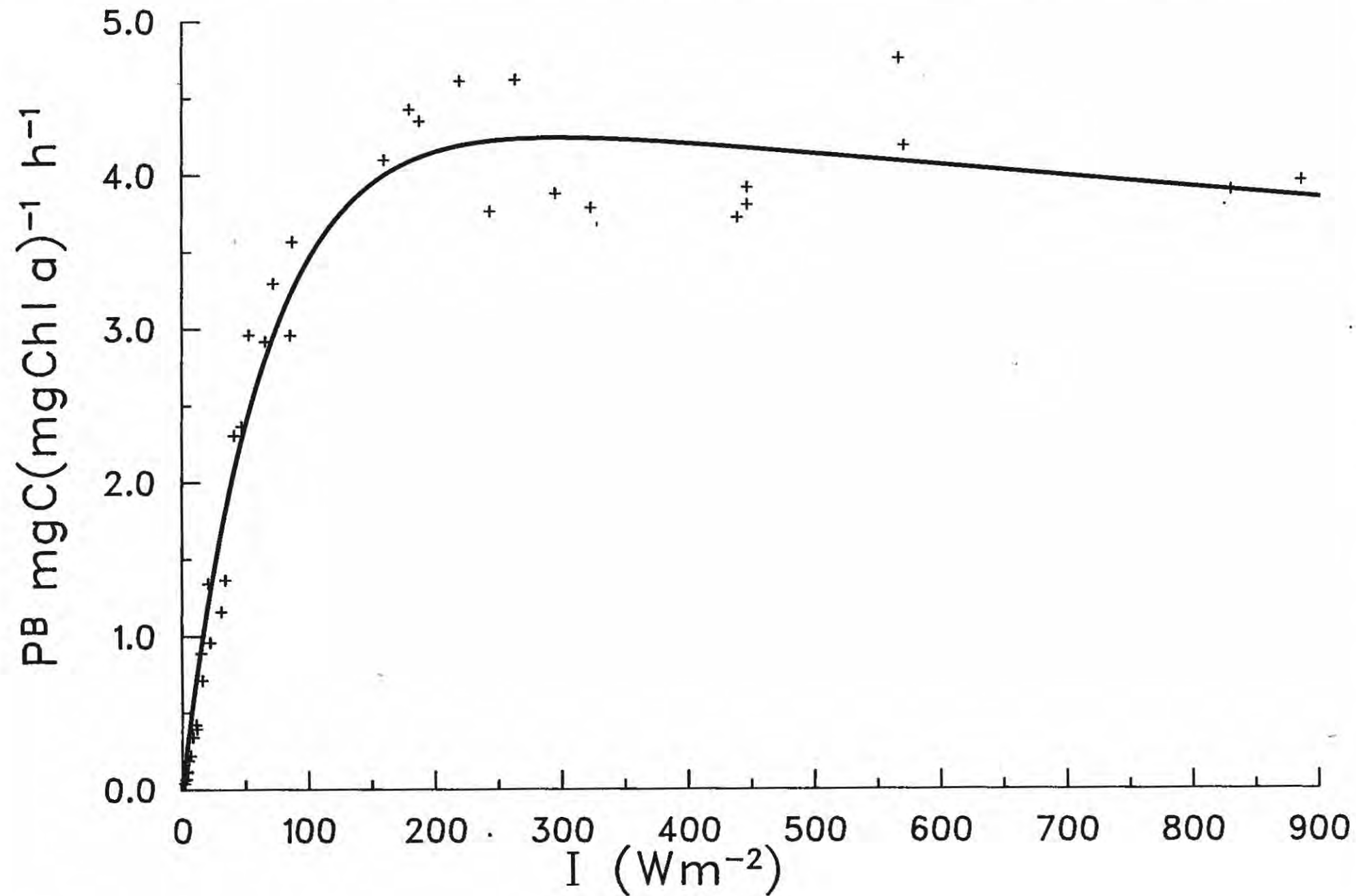


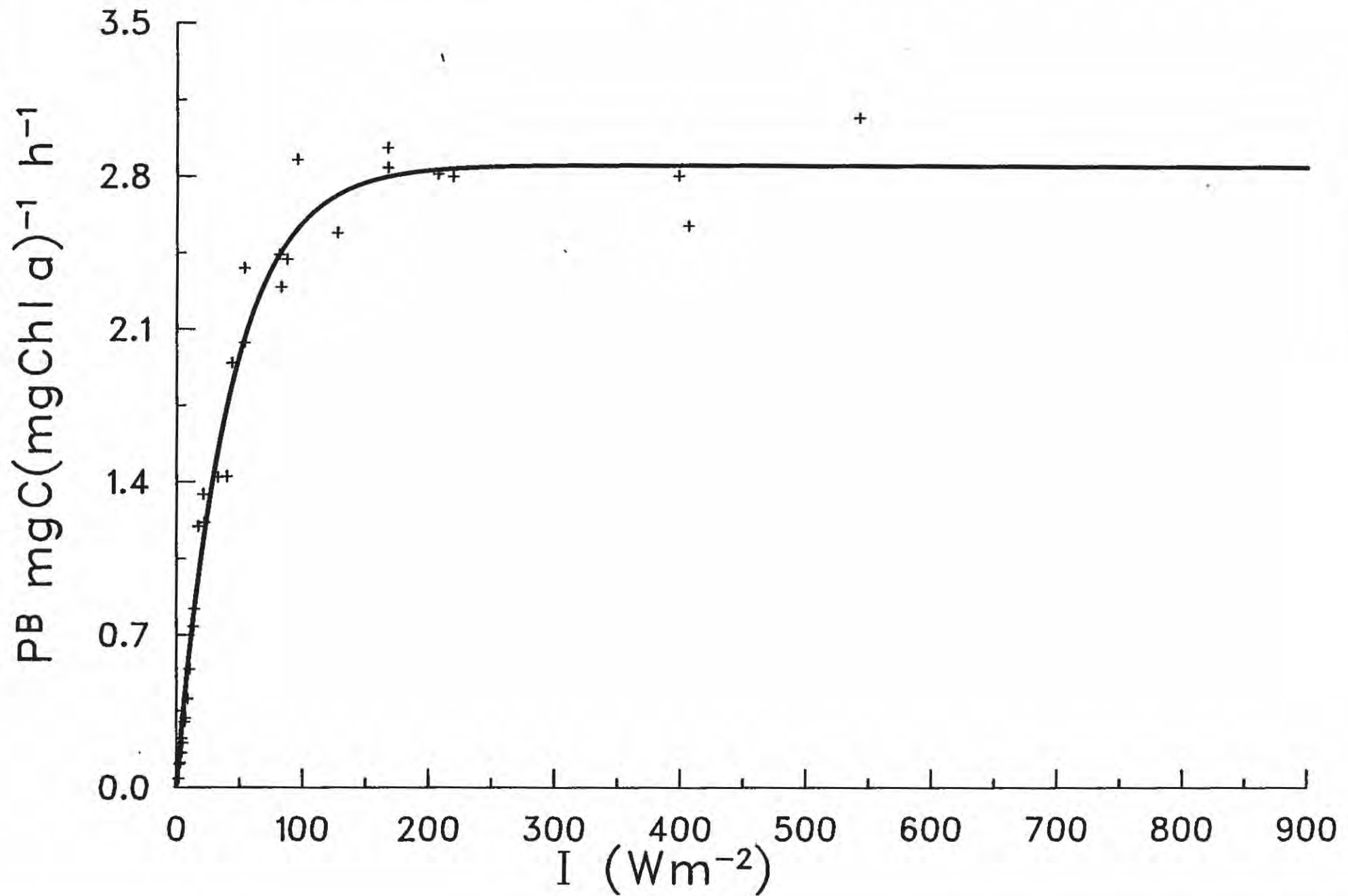
ID 8407179

14/05/85

STA. 54

1 M



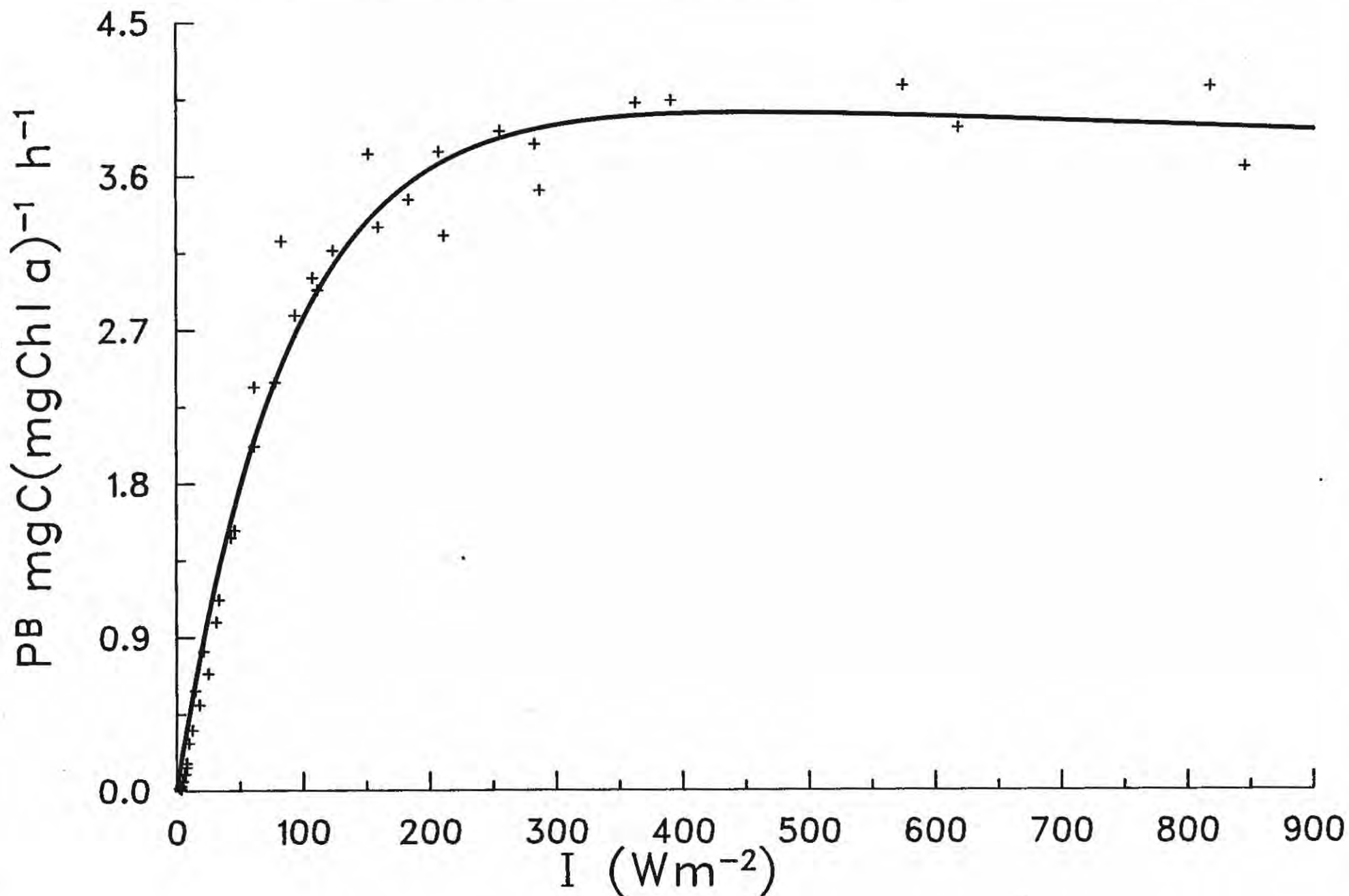


ID 8407182

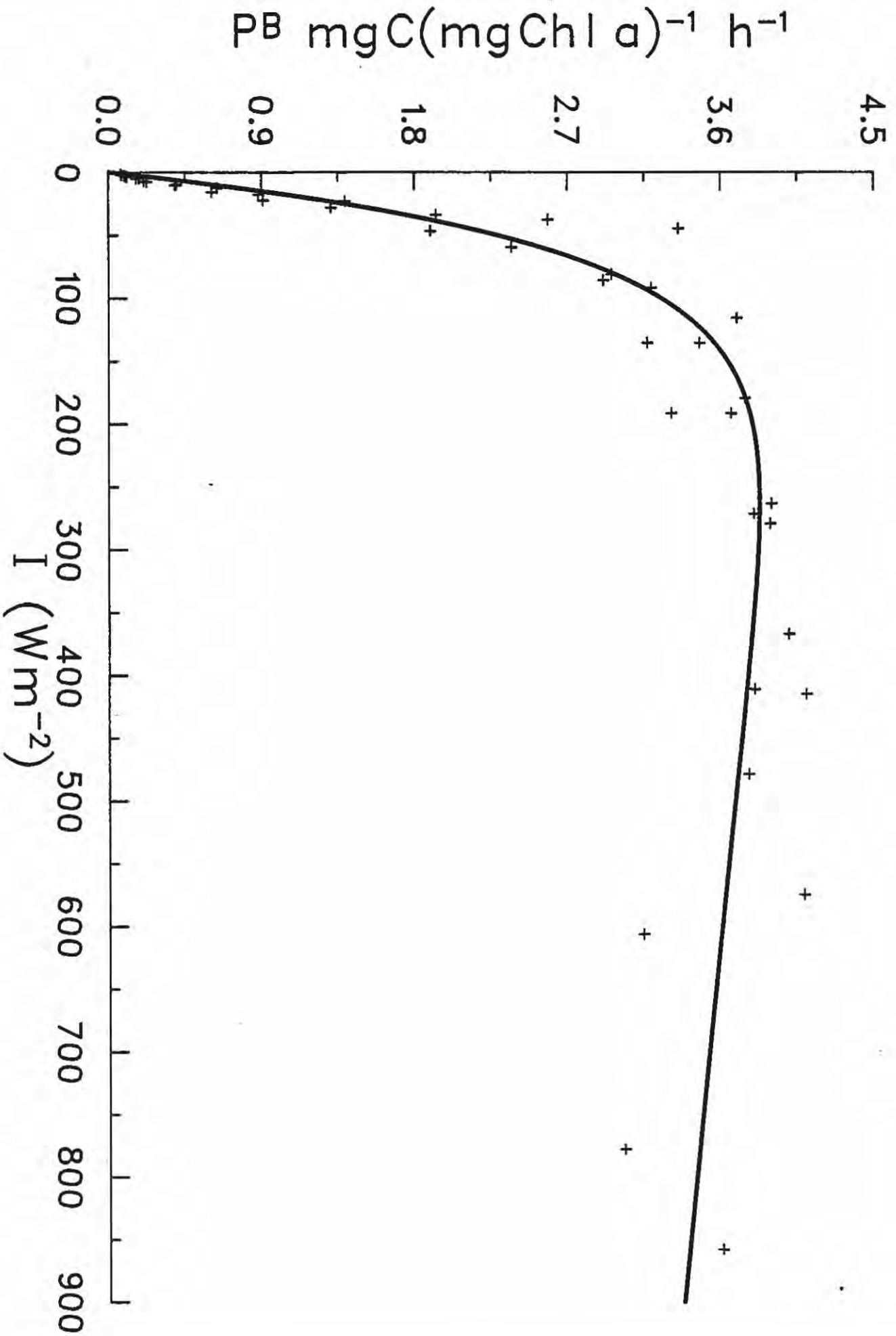
22/05/85

STA. 56

1M



ID 8407184 22/05/85 STA. 56 10M

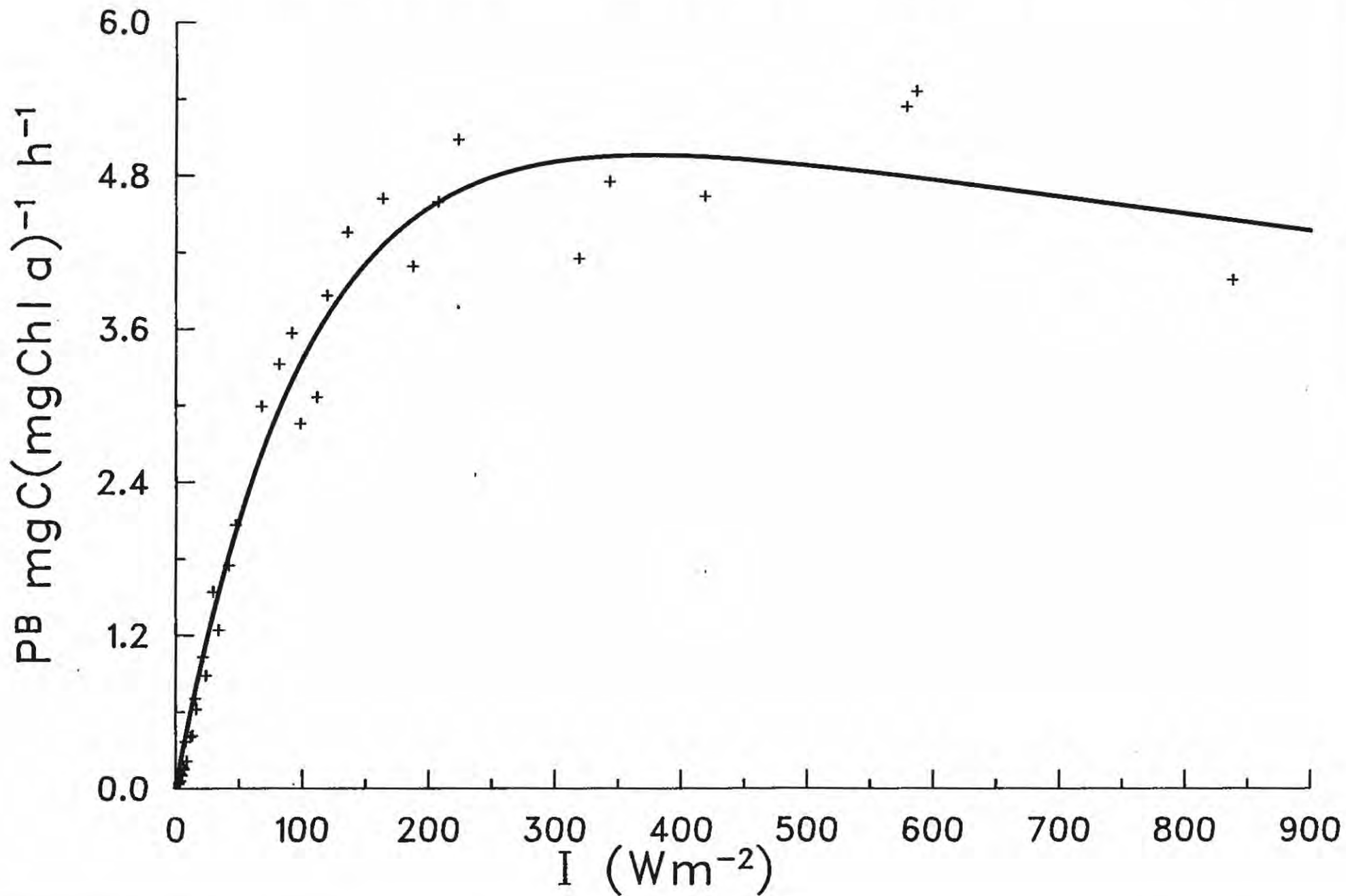


ID 8407185

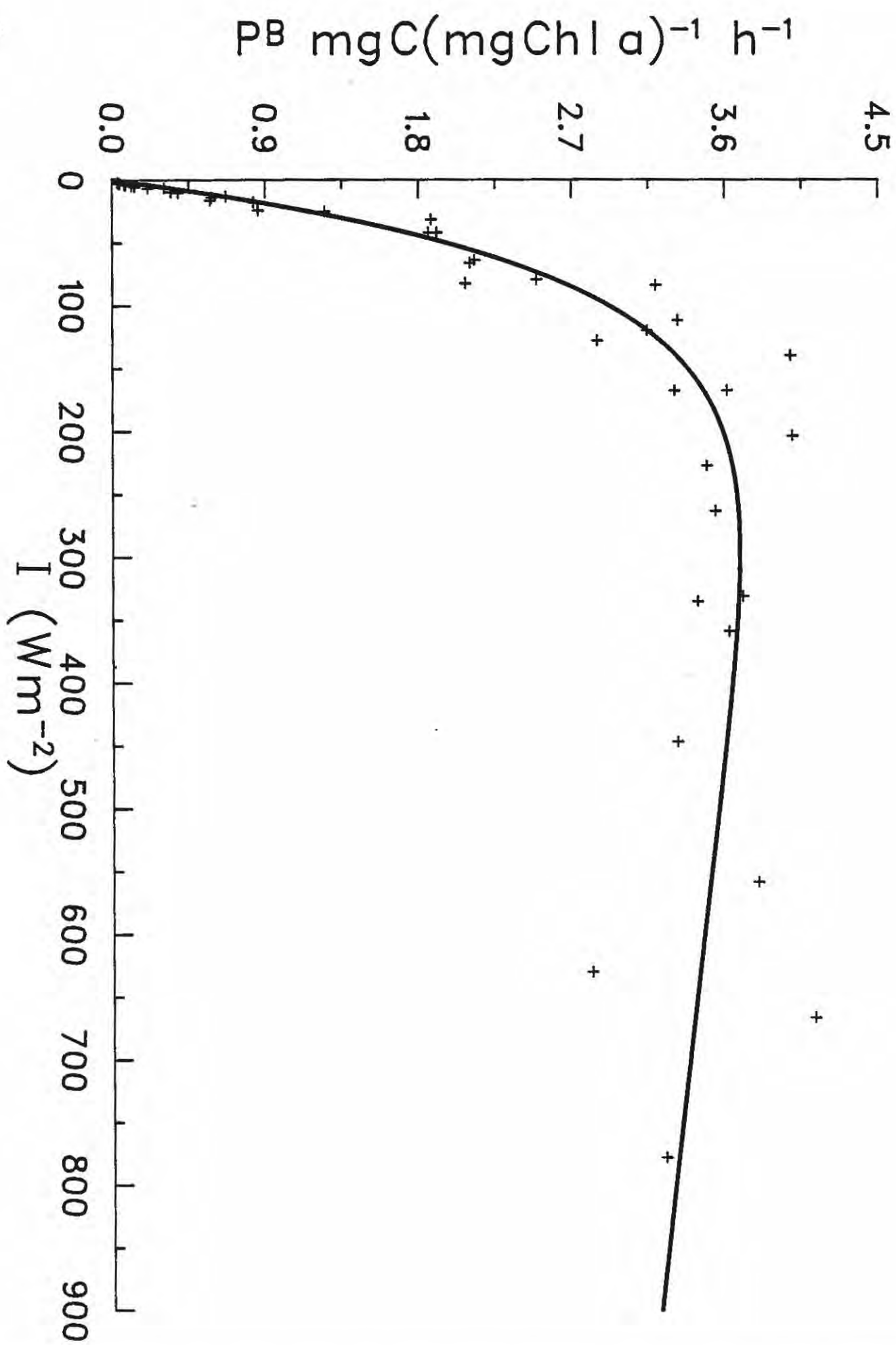
28/05/85

STA. 58

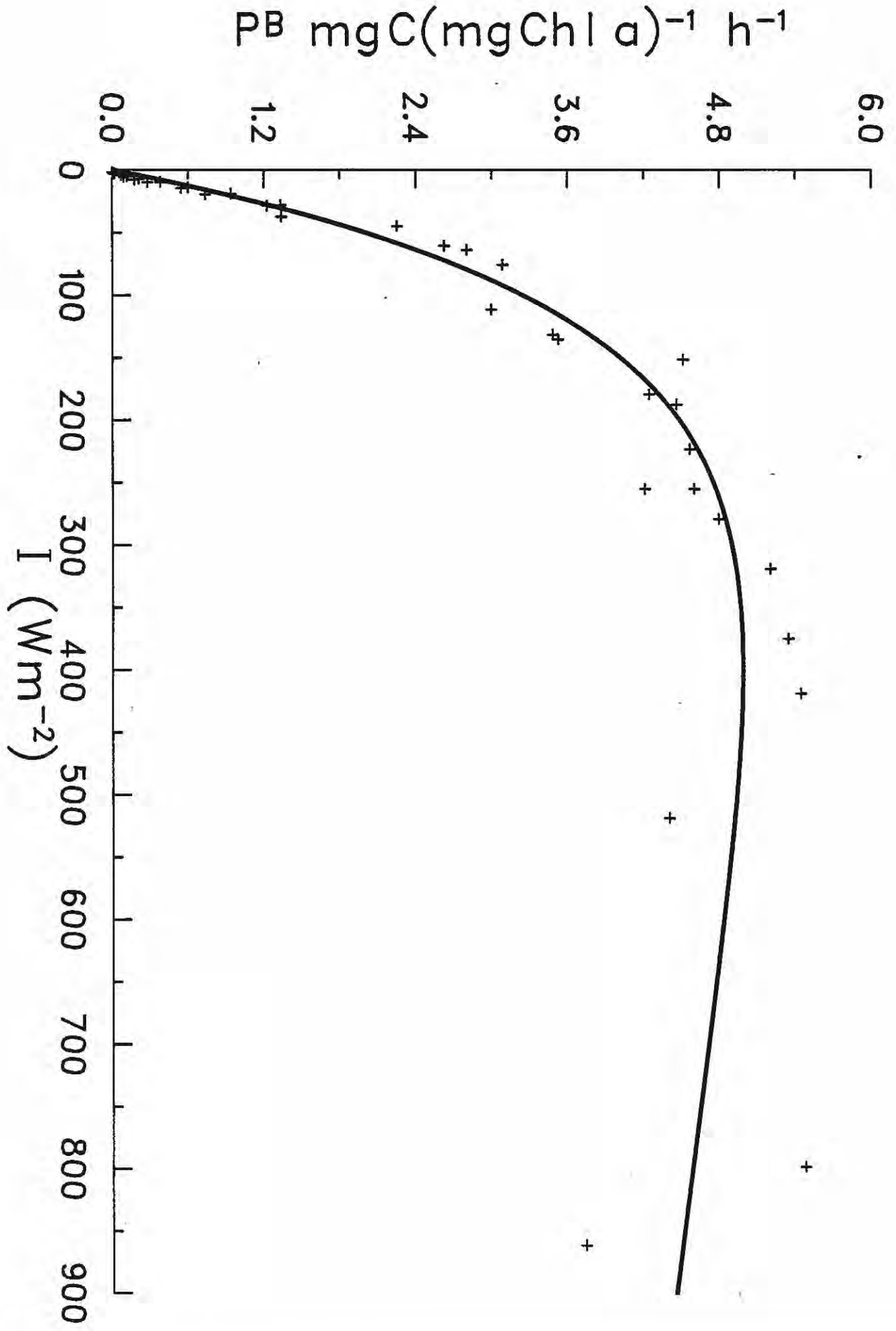
1M



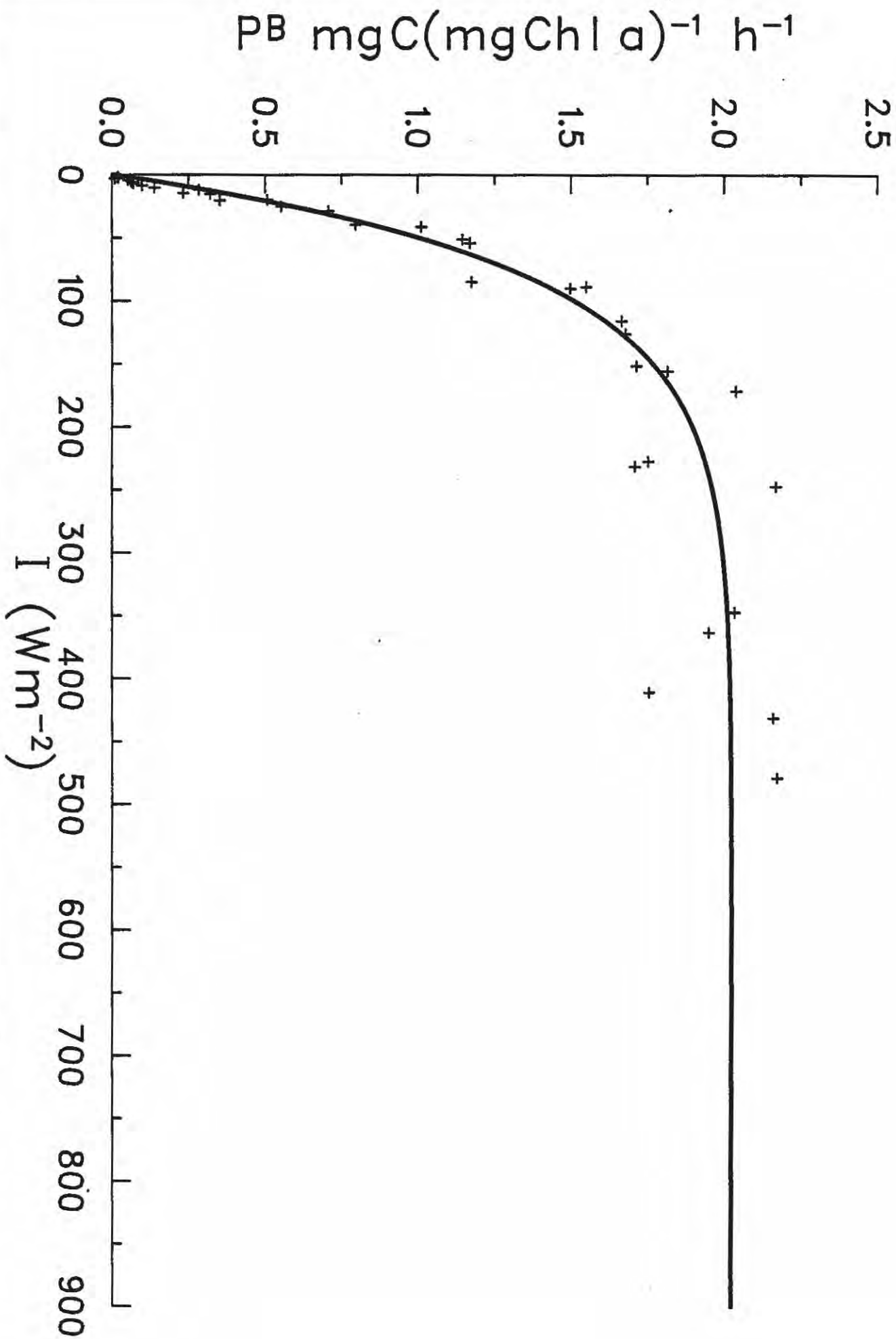
ID 8407187 28/05/85 STA. 58 10M



ID 8407188 04/06/85 STA. 60 1M



ID 8407190 04/06/85 STA. 60 10M



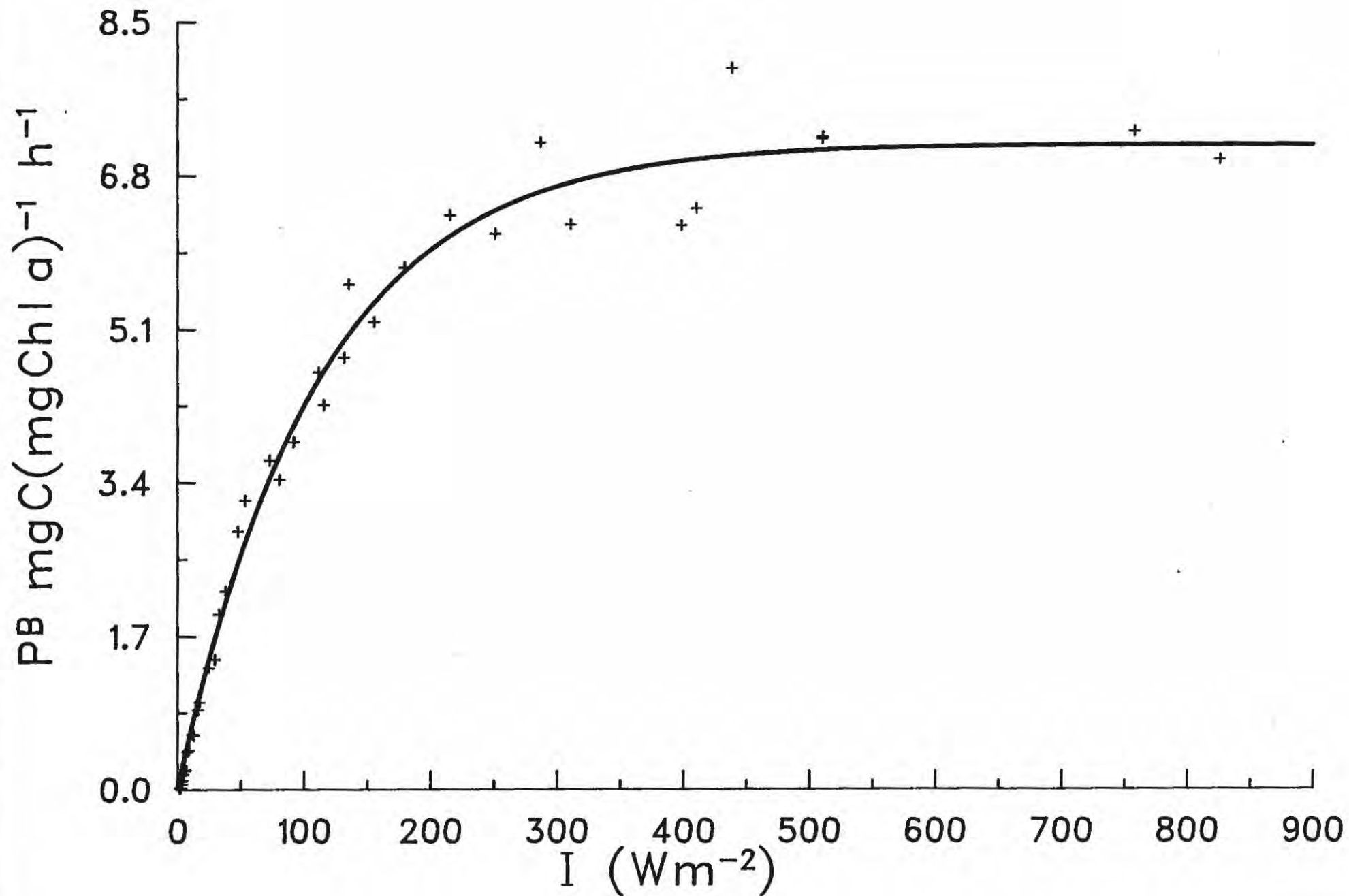


ID 8407191

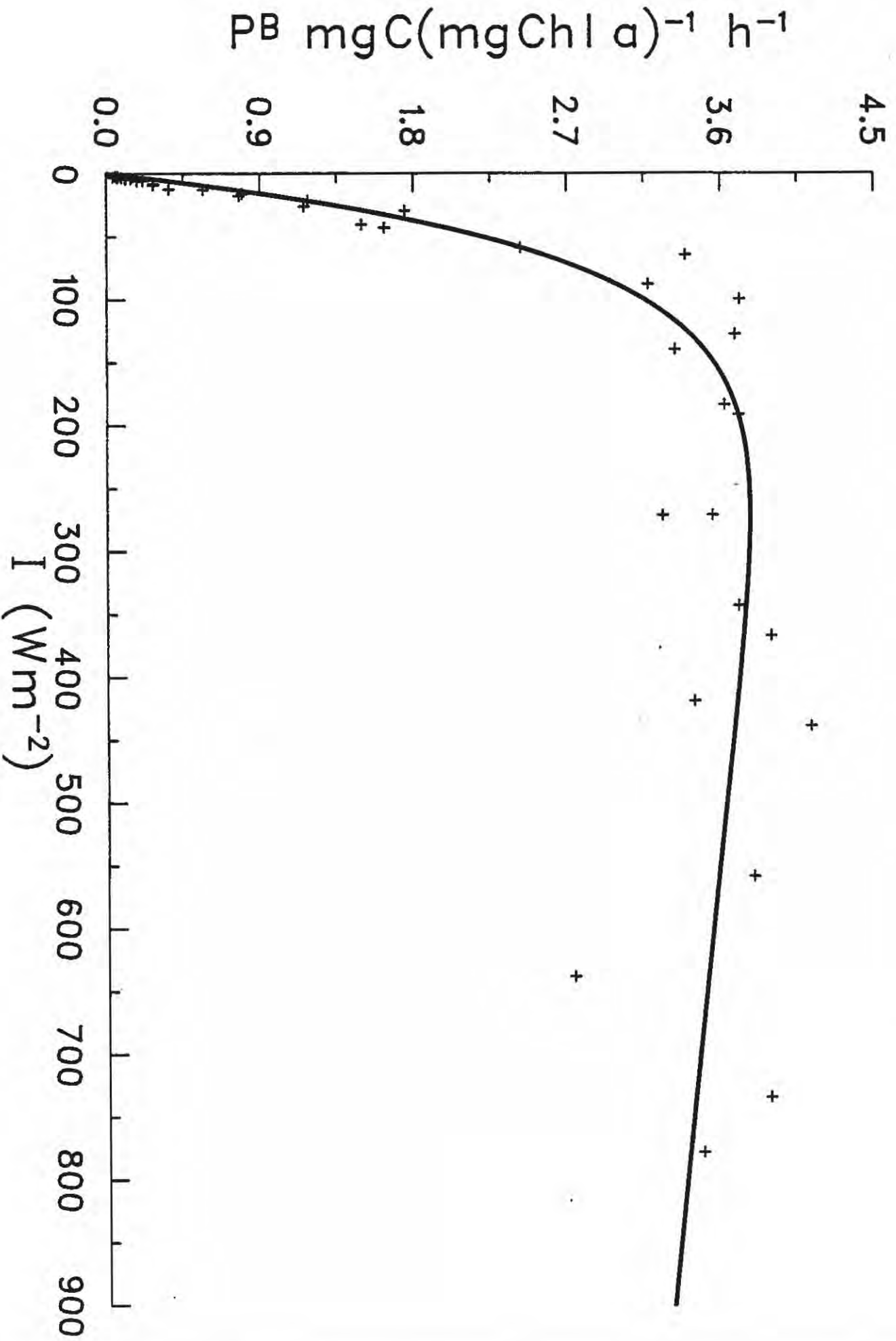
11/06/85

STA. 62

1M



ID 8407193 11/06/85 STA. 62 10M



ID 8407194 17/06/85 STA. 64 1M

